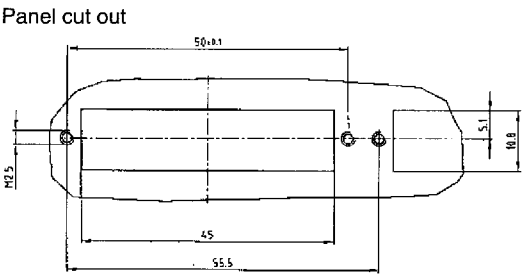
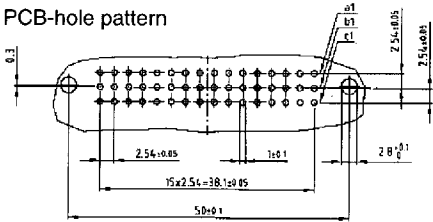
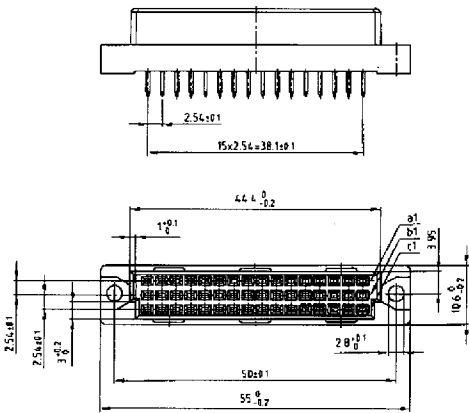
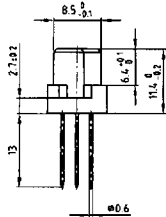


Female connector  
– Contact spacing  
2.54 and 5.08 mm –

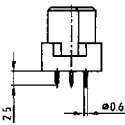


Kinds of contacts

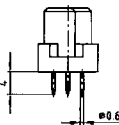
Wire wrap



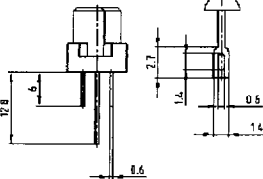
Solder pin 2.5 mm



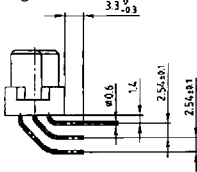
Solder pin 4 mm



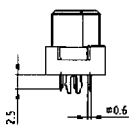
Solder lug



angled



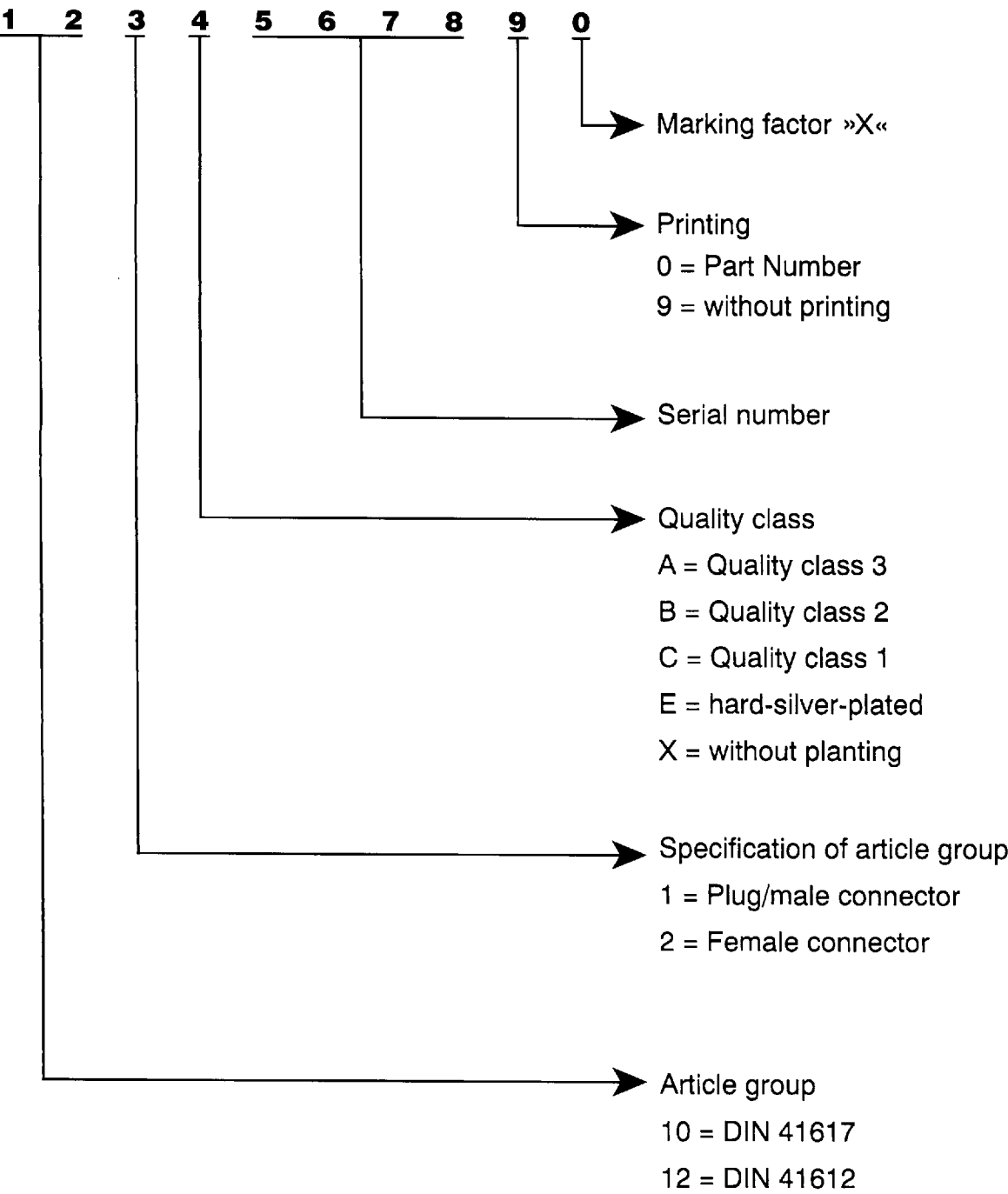
Solder pin 2.5 mm with clip



Part numbers

No. of Pos.	Version	Female connector – Contact spacing 2.54 and 5.08 mm					
		Wire wrap	Solder pin 2.5 mm	Solder pin 4 mm	Solder lug	angled	Solder pin with clip
16		HC 16 F 3 WW a 122 A 10579 X	HC 16 F 3 P 2 a 122 A 10629 X	HC 16 F 3 P 4 a 122 A 10679 X	HC 16 F 3 L a 122 A 10729 X	HC 16 F 3 A a 122 A 10779 X	HC 16 F 3 PC 2 a 122 A 13299 X
16		HC 16 F 3 WW a + c 122 A 10589 X	HC 16 F 3 P 2 a + c 122 A 10639 X	HC 16 F 3 P 4 a + c 122 A 10689 X	HC 16 F 3 L a + c 122 A 10739 X	HC 16 F 3 A a + c 122 A 10789 X	HC 16 F 3 PC 2 a + c 122 A 13309 X
32		HC 32 F 3 WW a + b 122 A 10599 X	HC 32 F 3 P 2 a + b 122 A 10649 X	HC 32 F 3 P 4 a + b 122 A 10699 X	HC 32 F 3 L a + b 122 A 10749 X	HC 32 F 3 A a + b 122 A 10799 X	HC 32 F 3 PC 2 a + b 122 A 13319 X
32		HC 32 F 3 WW a + c 122 A 10609 X	HC 32 F 3 P 2 a + c 122 A 10659 X	HC 32 F 3 P 4 a + c 122 A 10709 X	HC 32 F 3 L a + c 122 A 10759 X	HC 32 F 3 A a + c 122 A 10809 X	HC 32 F 3 PC 2 a + c 122 A 13329 X
48		HC 48 F 3 WW a + b + c 122 A 10619 X	HC 48 F 3 P 2 a + b + c 122 A 10669 X	HC 48 F 3 P 4 a + b + c 122 A 10719 X	HC 48 F 3 L a + b + c 122 A 10769 X	HC 48 F 3 A a + b + c 122 A 10819 X	HC 48 F 3 PC 2 a + b + c 122 A 13339 X

Part Number



Order example

Male connector type C 64 pos. angled solder pin without printing			
Quality class		Part Number	
3		C 64 M 3 A a + c	121 A 10139 X
2		C 64 M 2 A a + c	121 B 10139 X
1		C 64 M 1 A a + c	121 C 10139 X

Technical Data		DIN 41617	DIN 41617/41612	Type B	Type B/2	Type C	Type C/2	Type M
Initial contact resistance		≤ 15 mΩ	≤ 10 mΩ	≤ 20 mΩ	≤ 20 mΩ	≤ 20 mΩ	≤ 20 mΩ	≤ 20 mΩ
Initial insulation resistance	QUAL. CL 1	≥ 10 <sup>12</sup> Ω	≥ 10 <sup>11</sup> Ω	≥ 10 <sup>12</sup> Ω	≥ 10 <sup>12</sup> Ω	≥ 10 <sup>12</sup> Ω	≥ 10 <sup>12</sup> Ω	≥ 10 <sup>12</sup> Ω
	QUAL. CL 2	≥ 10 <sup>11</sup> Ω		≥ 10 <sup>12</sup> Ω	≥ 10 <sup>12</sup> Ω	≥ 10 <sup>12</sup> Ω	≥ 10 <sup>12</sup> Ω	≥ 10 <sup>12</sup> Ω
	QUAL. CL 3	≥ 10 <sup>10</sup> Ω		≥ 10 <sup>11</sup> Ω	≥ 10 <sup>11</sup> Ω	≥ 10 <sup>11</sup> Ω	≥ 10 <sup>11</sup> Ω	≥ 10 <sup>11</sup> Ω
Clearance distance	Contact/ground	≥ 1 mm	≥ 1,2 mm					
	Contact/contact	≥ 0,5 mm		≥ 1,2 mm	≥ 1,2 mm	≥ 1,2 mm	≥ 1,2 mm	≥ 1,2 mm
Creepage distance	Contact/ground	≥ 1 mm	≥ 1,2 mm					
	Contact/contact	≥ 1,0 mm		≥ 1,2 mm	≥ 1,2 mm	≥ 1,2 mm	≥ 1,2 mm	≥ 1,2 mm
Test voltage V r.m.s.	Contact/ground	900 V	1000 V	1000 V	1000 V	1000 V	1000 V	1000 V
	Contact/contact	1150 V	1550 V	1550 V	1550 V	1550 V	1550 V	1550 V
Working voltage*		250 V	250 V	250 V	250 V	250 V	250 V	250 V
Insulation group*		A	A	A	A	A	A	A
Working current **	+ 20° C	GT 1+2 = 4 A max.	4 A max.	2 A	2 A	2 A	2 A	2 A
	+ 70° C			1 A	1 A	1 A	1 A	1 A
	+ 100° C	GT 3 = 2 A max.		0,5 A	0,5 A	0,5 A	0,5 A	0,5 A
Operating temperature	Quality cl. I	-65° ... + 125° C	-65° ... + 125° C	-55° C	-55° C	-55° C	-55° C	-55° C
	Quality cl. II	-55° ... + 125° C		...	...	...	...	...
	Quality cl. III	-25° ... + 85° C		+125° C	+125° C	+125° C	+125° C	+125° C
Moulding material	PC = Polycarbonat	X	X					
	PBTP = Polyester			X	X	X	X	X
	PA = Polyamid							
Contact material								
Coding system	with coding			X	X	X	X	X
	without coding	X	X					
Flammability	PC = Polycarbonat	UL 94 V-1						
	PBTP = Polyester	UL 94 V-0						
	PA = Polyamid	UL 94 H-B						
Insertion and withdrawal forces	F max.	13p. 32 N/AU • 30 N/AG		32p 30N	16p 15N	32p 30N	16p 15N	78+2p 90 52+2p 75 60+4p 85 40+4p 70 42+6p 85 28+6p 70 24+8p 80
	F max.	21p. 33 N/AU • 48 N/AG		64p 60N	32p 30N	64p 60N	32p 30N	
	F max.	31p. 48 N/AU • 70 N/AG	31+1p 80N			96p 90N	48p 45N	
Life	Quality class 1 ≥ 500 cycles	X	X	X	X	X	X	X
	Quality class 2 ≥ 400 cycles	X		X	X	X	X	X
	Quality class 3 ≥ 50 cycles	X		X	X	X	X	X
	AG	X						

# Mouser Electronics

Authorized Distributor

Click to View Pricing, Inventory, Delivery & Lifecycle Information:

[Amphenol:](#)

[122A10739X](#) [122A10729X](#) [122A10769X](#) [122A10759X](#)