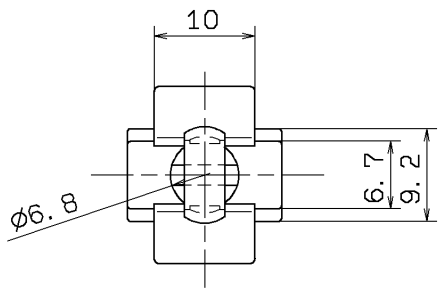

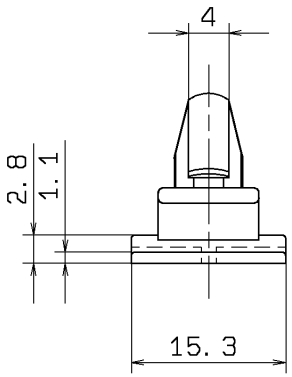

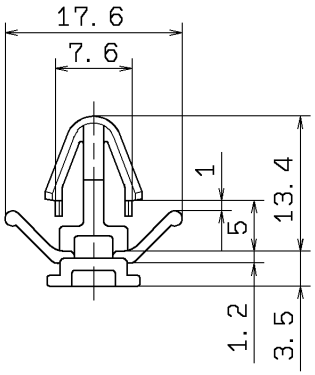

注　記

1．嵌合部品；SDL，SWP　CONNECTOR

2．クリップの仕様は下記の如くとする。

　適用パネル　穴径；φ7　板厚t＝2．0～4．0

NOTES

1. MATING CONN. :SDL, SWP TYPE CONNECTOR.

2. APPLICABLE PANEL: φ7　t=2.0~4.0

ISSUE MARK

LET	DATE	REVISION RECORD	NO.	CHKD
	97.09.23	N E W	C97-0770	S.S

GENERAL TOLERANCE

	10MAX	50MAX	100MAX	250MAX	2500VR	ANGLE	ECCENT
A	±0.15	±0.2	±0.3	±0.5	±0.75	±30'	0.1
B	±0.2	±0.3	±0.55	±0.95	±1.4	±30'	0.1
©	±0.3	±0.5	±0.8	±1.4	±2	±30'	0.15

SPECIFIED　　MASS 1 g

CUSTOMER

CUSTOMER PART NO.　　CUSTOMER DWG NO.

OFFICE　　TRIAL PART NO.

VENDOR

VENDOR NO.

DWG TYPE	DWG SOURCE	DWG DATE	UNIT	SCL	ANGLE
R	N E W	97.09.23	mm	2:1	3

APPROVED	CHECKED	CHECKED	DESIGN	DRAWN
森	近藤　一治	牛山　圭司	T. KATSUMATA	鈴木（慎） S. SUZUKI
97.09.25	97.09.24	97.09.24	92.05.07	97.09.23

MATL. SPEC.　NYLON-6　NATURAL　　TREAT. & FIN.

NAME　CONN. CLIP (SDL, SWP)

PART NO. / CH. CODE　7147-5853

DWG NO.　7147-5853:R　　SET DRW NO.

YAZAKI CORPORATION