

Antenna

YCGS005AA Datasheet

Antenna Services

Version: 1.2

Date: 2021-12-03

Status: Released



At Quectel, our aim is to provide timely and comprehensive services to our customers. If you require any assistance, please contact our headquarters:

Quectel Wireless Solutions Co., Ltd.

Building 5, Shanghai Business Park Phase III (Area B), No.1016 Tianlin Road, Minhang District, Shanghai 200233, China

Tel: +86 21 5108 6236

Email: info@quectel.com

Or our local offices. For more information, please visit:

<http://www.quectel.com/support/sales.htm>.

For technical support, or to report documentation errors, please visit:

<http://www.quectel.com/support/technical.htm>.

Or email us at: support@quectel.com.

Legal Notices

We offer information as a service to you. The provided information is based on your requirements and we make every effort to ensure its quality. You agree that you are responsible for using independent analysis and evaluation in designing intended products, and we provide reference designs for illustrative purposes only. Before using any hardware, software or service guided by this document, please read this notice carefully. Even though we employ commercially reasonable efforts to provide the best possible experience, you hereby acknowledge and agree that this document and related services hereunder are provided to you on an “as available” basis. We may revise or restate this document from time to time at our sole discretion without any prior notice to you.

Use and Disclosure Restrictions

License Agreements

Documents and information provided by us shall be kept confidential, unless specific permission is granted. They shall not be accessed or used for any purpose except as expressly provided herein.

Copyright

Our and third-party products hereunder may contain copyrighted material. Such copyrighted material shall not be copied, reproduced, distributed, merged, published, translated, or modified without prior written consent. We and the third party have exclusive rights over copyrighted material. No license shall be granted or conveyed under any patents, copyrights, trademarks, or service mark rights. To avoid ambiguities, purchasing in any form cannot be deemed as granting a license other than the normal non-exclusive, royalty-free license to use the material. We reserve the right to take legal action for noncompliance with abovementioned requirements, unauthorized use, or other illegal or malicious use of the material.

Trademarks

Except as otherwise set forth herein, nothing in this document shall be construed as conferring any rights to use any trademark, trade name or name, abbreviation, or counterfeit product thereof owned by Quectel or any third party in advertising, publicity, or other aspects.

Third-Party Rights

This document may refer to hardware, software and/or documentation owned by one or more third parties ("third-party materials"). Use of such third-party materials shall be governed by all restrictions and obligations applicable thereto.

We make no warranty or representation, either express or implied, regarding the third-party materials, including but not limited to any implied or statutory, warranties of merchantability or fitness for a particular purpose, quiet enjoyment, system integration, information accuracy, and non-infringement of any third-party intellectual property rights with regard to the licensed technology or use thereof. Nothing herein constitutes a representation or warranty by us to either develop, enhance, modify, distribute, market, sell, offer for sale, or otherwise maintain production of any our products or any other hardware, software, device, tool, information, or product. We moreover disclaim any and all warranties arising from the course of dealing or usage of trade.

Privacy Policy

To implement module functionality, certain device data are uploaded to Quectel's or third-party's servers, including carriers, chipset suppliers or customer-designated servers. Quectel, strictly abiding by the relevant laws and regulations, shall retain, use, disclose or otherwise process relevant data for the purpose of performing the service only or as permitted by applicable laws. Before data interaction with third parties, please be informed of their privacy and data security policy.

Disclaimer

- a) We acknowledge no liability for any injury or damage arising from the reliance upon the information.
- b) We shall bear no liability resulting from any inaccuracies or omissions, or from the use of the information contained herein.
- c) While we have made every effort to ensure that the functions and features under development are free from errors, it is possible that they could contain errors, inaccuracies, and omissions. Unless otherwise provided by valid agreement, we make no warranties of any kind, either implied or express, and exclude all liability for any loss or damage suffered in connection with the use of features and functions under development, to the maximum extent permitted by law, regardless of whether such loss or damage may have been foreseeable.
- d) We are not responsible for the accessibility, safety, accuracy, availability, legality, or completeness of information, advertising, commercial offers, products, services, and materials on third-party websites and third-party resources.

Copyright © Quectel Wireless Solutions Co., Ltd. 2021. All rights reserved.

About the Document

Revision History

Version	Date	Author	Note
-	2021-08-24	Kenny YIN/ Xiaodong YANG	Creation of the document
1.0	2021-08-24	Kenny YIN/ Xiaodong YANG	First official release
1.1	2021-09-14	Junsen LI	1. Updated the product feature (Chapter 2.0). 2. Deleted the connector type (Chapter 4.0).
1.2	2021-12-03	Junsen LI	Updated the product description in Chapter 1.

Contents

About the Document.....	3
Contents.....	4
1 Product Description.....	5
2 Product Features	5
3 GNSS Frequency Band Checklist.....	6
4 Product Specifications (Testing Description)	8
5 Overall Performance	9
5.1. Test Environment	9
5.2. VSWR	10
5.3. Efficiency	11
5.4. Gain.....	12
5.5. Radiation Pattern	13
6 Product Size.....	14
7 PCB Reference Design	15
8 Recommended Reflow Soldering Profile.....	16
9 Packaging	17

1 Product Description

This Quectel GNSS antenna adopts a diversity of forms to guarantee the most suitable polarization type. Quectel's positioning products support single-band or multi-band operation modes to meet various high-precision positioning requirements of customers' products. Quectel also provides both passive and active antennas to satisfy the customer demand for high gain. Such antenna supports different installation or connection methods such as pin mount, surface mount, magnetic mount, internal cable, and external SMA. Customized connector type and cable length are provided according to requirements.

We provide comprehensive antenna design support such as simulation, testing and manufacturing for custom antenna solutions to meet your specific application needs.

2 Product Features

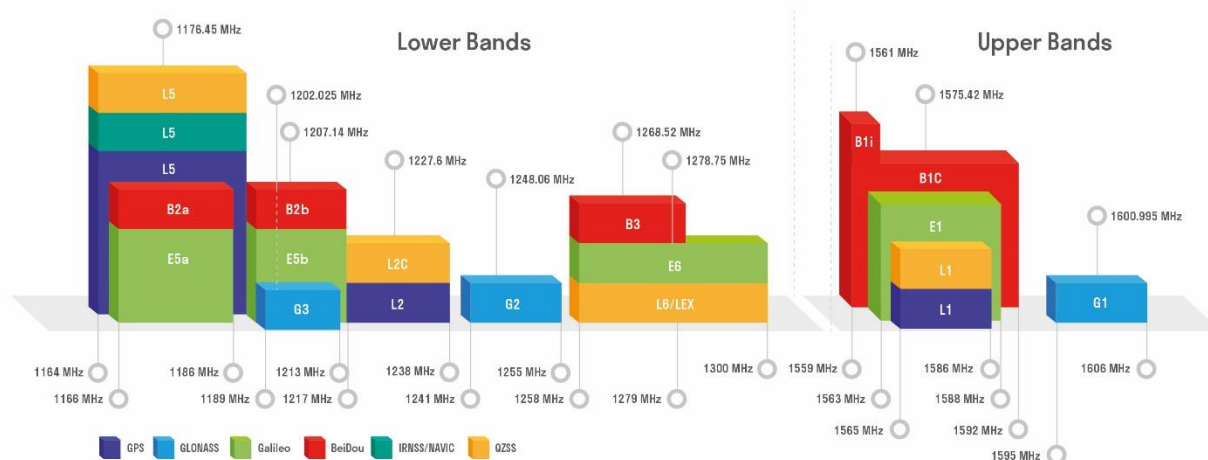
- Ceramic GPS L1; GLONASS G1
- High efficiency
- Excellent performance



3 GNSS Frequency Band Checklist

GNSS Frequency Bands (MHz)					
GPS	L1 Centre 1575.42 (1565–1586)	L2 Centre 1227.6 (1217–1238)	L5 Centre 1176.45 (1164–1189)		
	●	-	-		
GLONASS	G1/L10C/L10F Centre 1601 (1595–1606)	G2/L20C/L20F Centre 1248.06 (1241–1255)	G3/L30C Centre 1202.025 (1189–1213)		
	●	-	-		
GALILEO	E1 Centre 1575.42 (1563–1588)	E5a Centre 1176.45 (1166–1187)	E5b Centre 1207.14 (1197–1218)	E6 Centre 1278.75 (1258–1300)	
	●	-	-	-	
BEIDOU	B1I Centre 1561.098 (1559–1564)	B1C (BeiDou-3) Centre 1575.42 (1559–1592)	B2a/B2I Centre 1176.45 (1166–1187)	B2b Centre 1207.14 (1197–1217)	B3 Centre 1268.52 (1258–1279)
	-	●	-	-	-
QZSS	L1 Centre 1575.42 (1573–1578)	L2C Centre 1227.6 (1226–1229)	L5 Centre 1176.45 (1166–1187)	L6 Centre 1278.75 (1257–1300)	
	●	-	-	-	
IRNSS	L5 Centre 1176.45 (1164–1189)				
	-				

GNSS Bands and Constellations



4 Product Specifications (Testing Description)

- The antenna is tested on a 70 mm × 70 mm PCB.

Passive Electrical Specifications

Frequency Range	1575.42–1602 MHz (±1.5 MHz)
Input Impedence	50 Ω
VSWR	≤ 2.0
Gain	≤ 3.0 dBi
Polarization Type	RHCP

Mechanical Specifications

Antenna Size	18 mm × 18 mm × 4 mm
Casing	Ceramics
Working Temperature	-40 °C to +85 °C

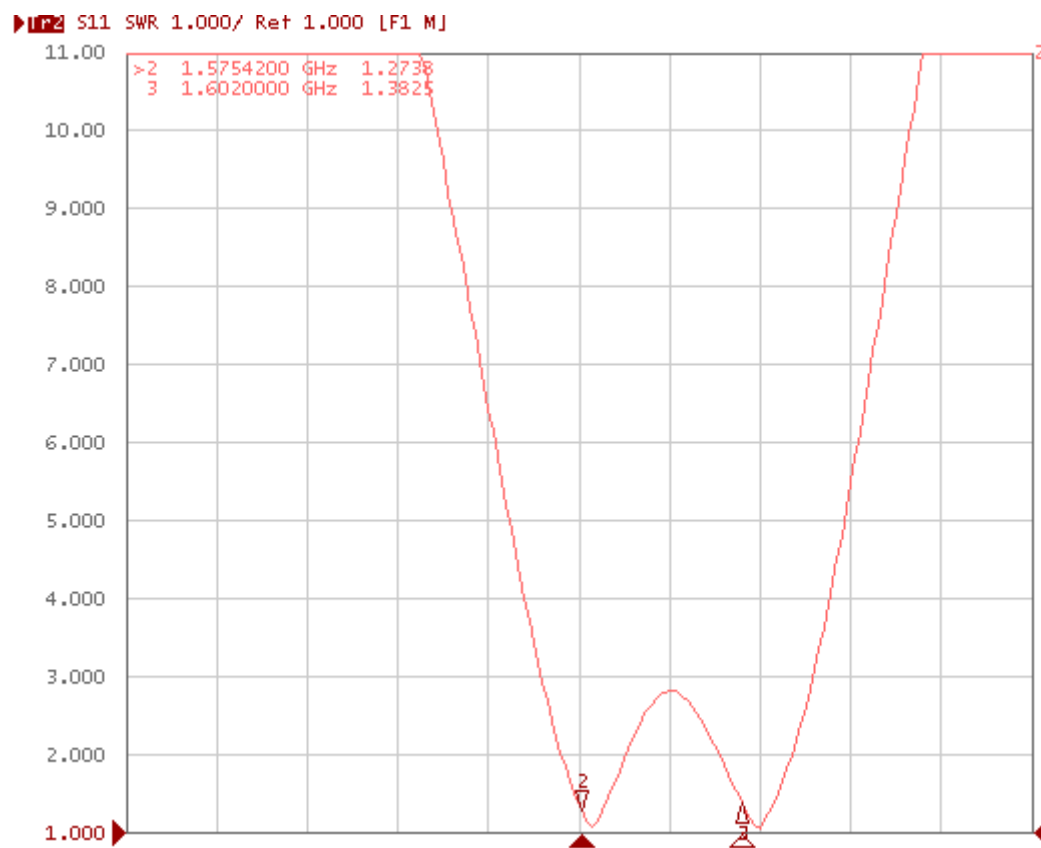
5 Overall Performance

5.1. Test Environment

- KEYSIGHT VNA Network Analyzer E5063A 100 kHz – 8.5 GHz
- RayZone® 2800 Chamber 5G (FR1) SISO/MIMO, 400 MHz – 8.0 GHz

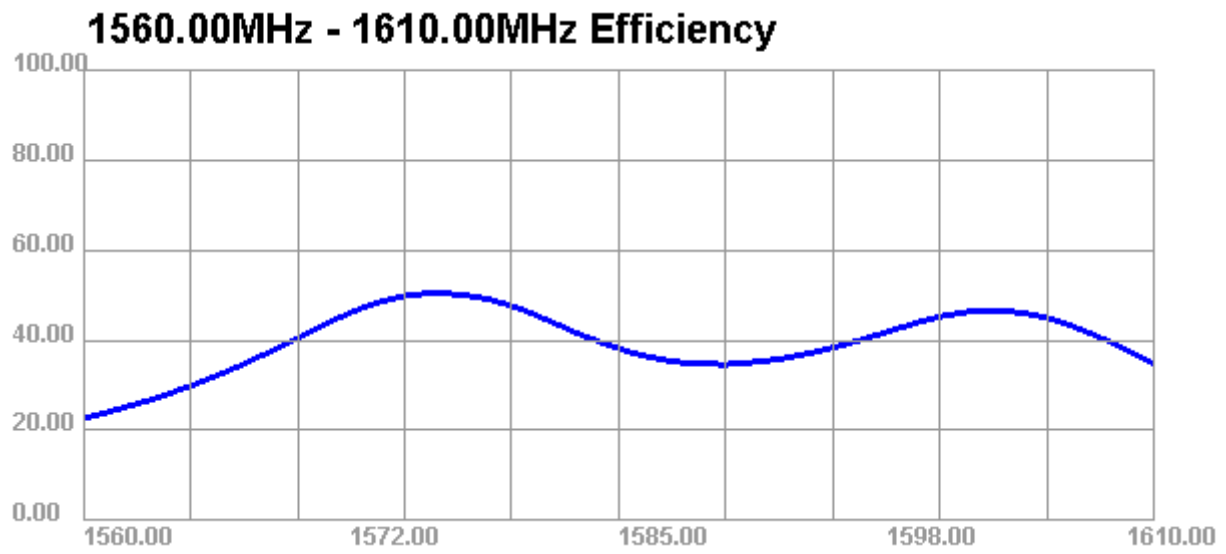


5.2. VSWR



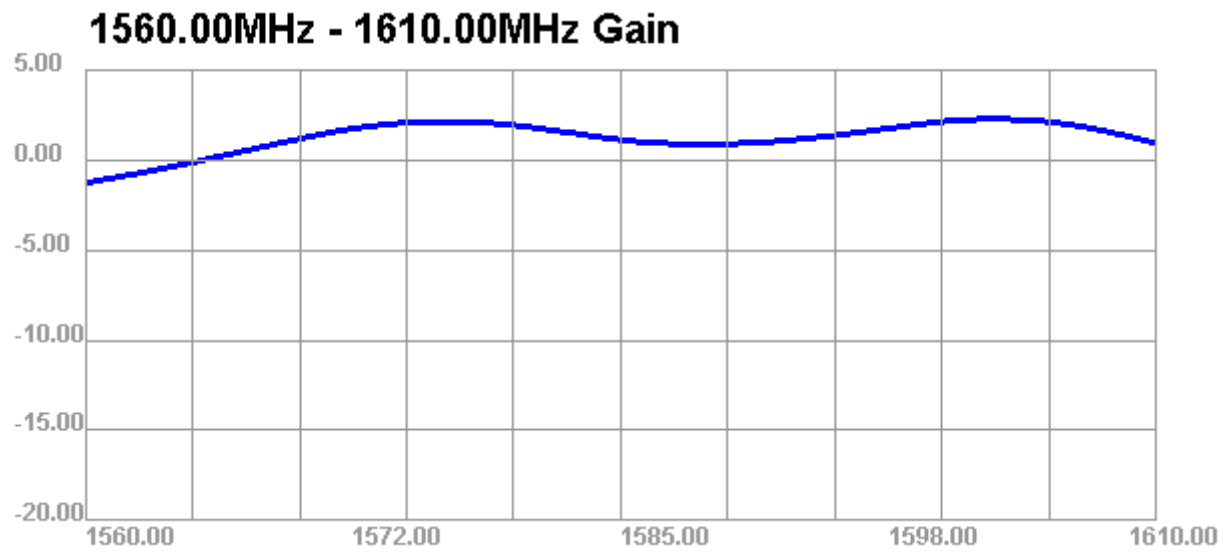
Frequency (MHz)	1575	1602
VSWR	1.2	1.3

5.3. Efficiency



Frequency (MHz)	1575	1602
Efficiency (%)	49.8	46.6

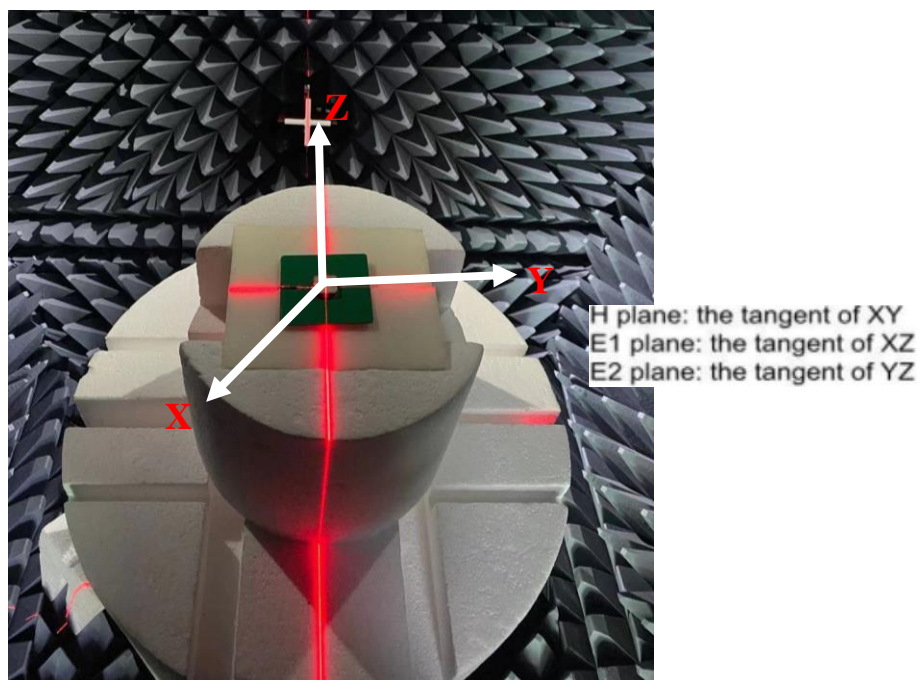
5.4. Gain



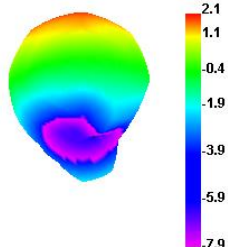
Frequency (MHz)	1575	1602
Gain (dBi)	2	2.2

5.5. Radiation Pattern

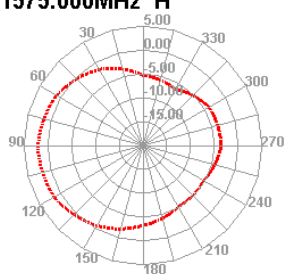
- Test condition: free space.



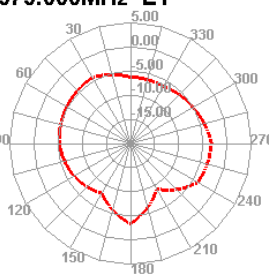
1575.000MHz



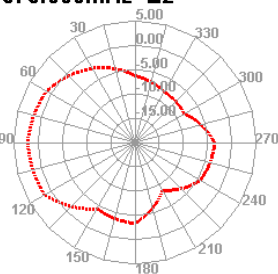
1575.000MHz H



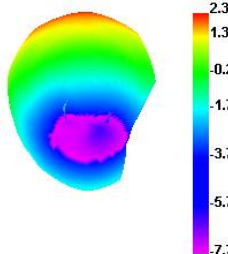
1575.000MHz E1



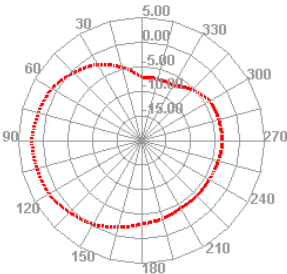
1575.000MHz E2



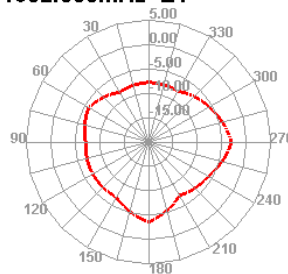
1602.000MHz



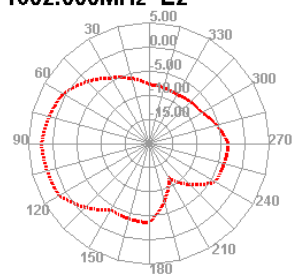
1602.000MHz H



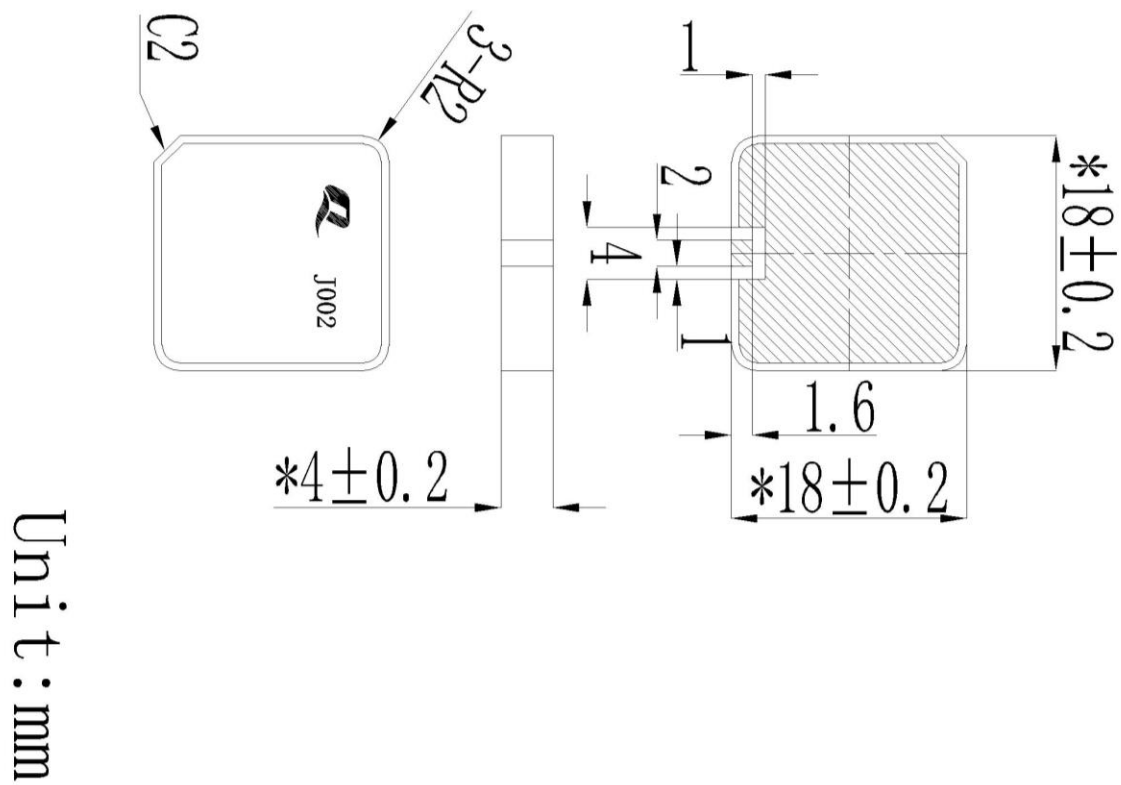
1602.000MHz E1



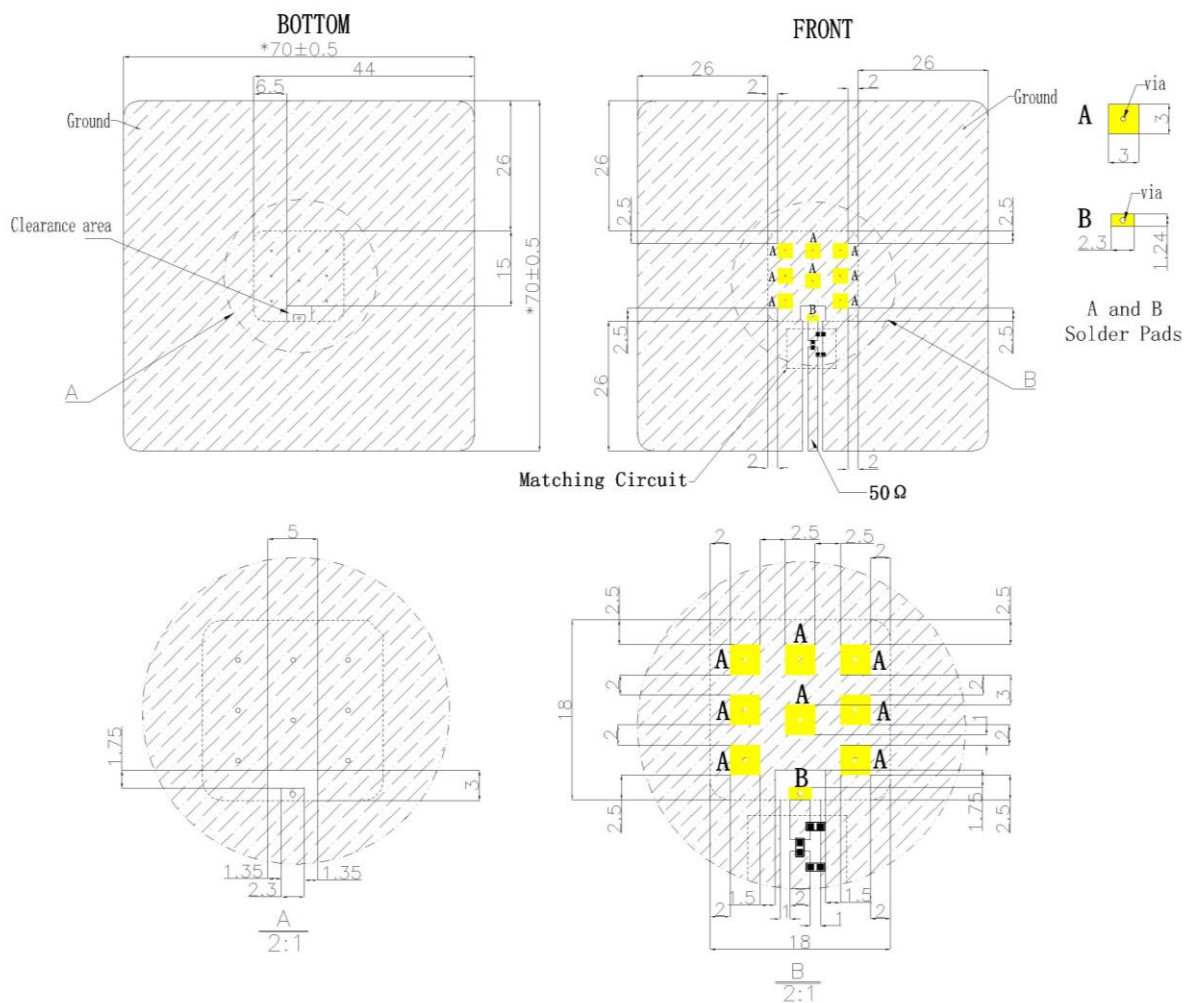
1602.000MHz E2



6 Product Size

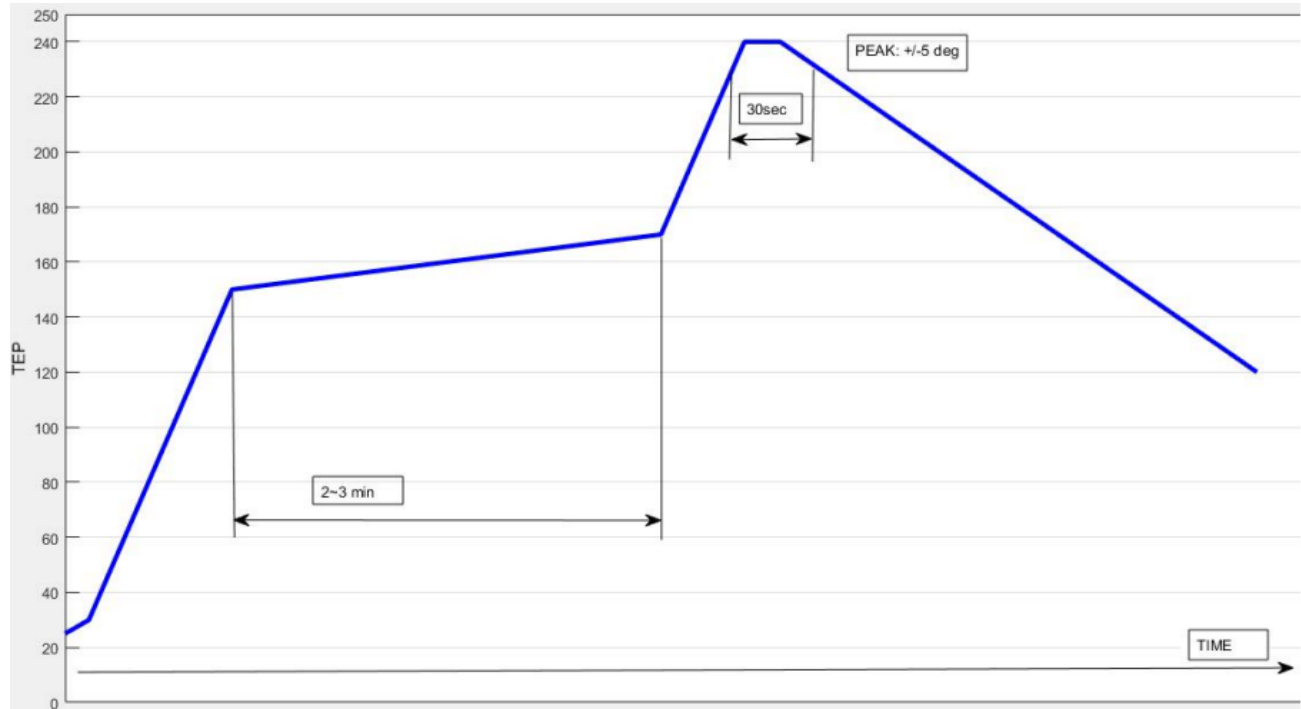


7 PCB Reference Design



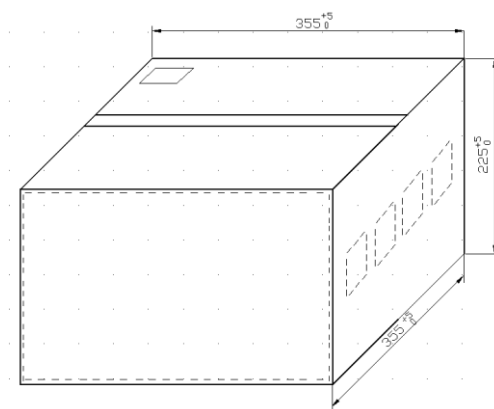
8 Recommended Reflow Soldering Profile

- Solder paste: Sn/Ag/Cu - 96.5/3.0/0.5.
- Recommended reflow condition:



9 Packaging

- Dimensions and Mark



- Section of Package

Package is made of corrugated paper with thickness of 0.8 cm. Package has 2 inner boxes, each box has 1 reel (each reel for plastic bag).

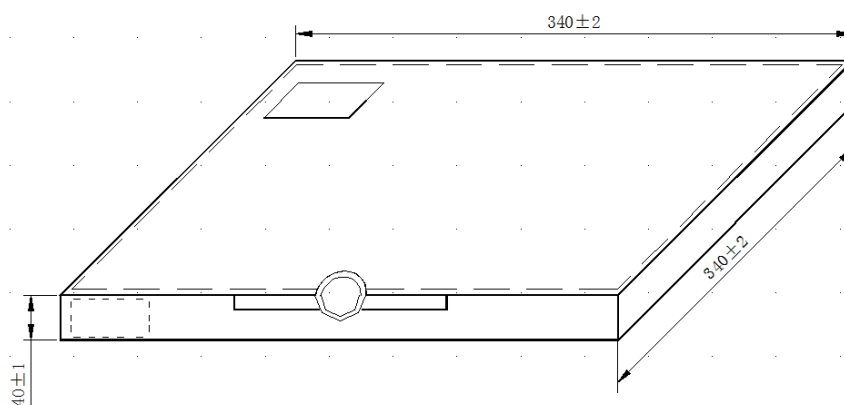
- Quantity of Package

Per plastic reel: 600 pcs.

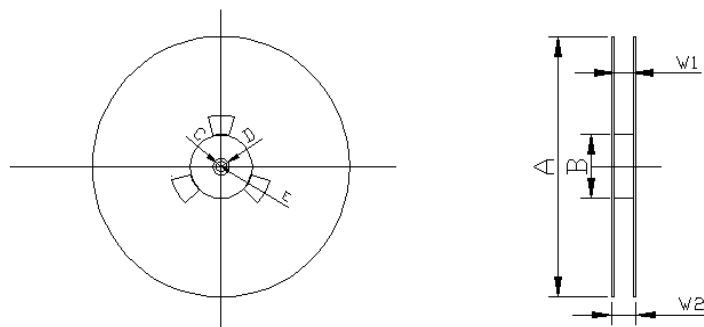
Per inner box: 1 reel.

Per package: 2 inner boxes (1200 pcs of ceramic part).

- Inner Box Dimensions



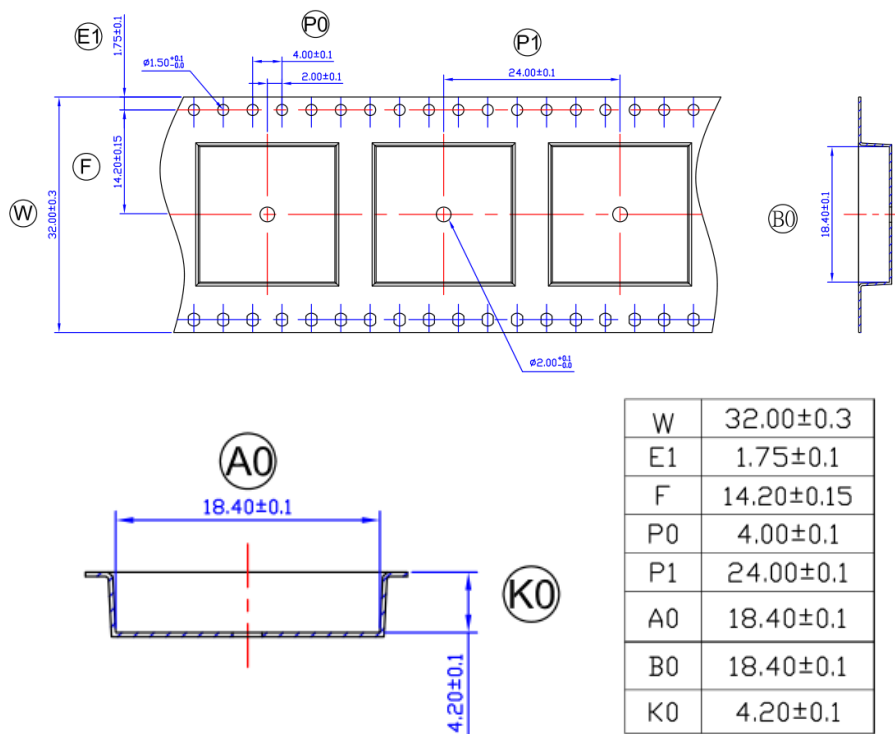
● Reel Dimensions



A	B	C	D	E	W1	W2
±5.0	±5.0	±5.0	±1.0	±5.0	±2.0	±3.0
Φ330	Φ80	Φ13.5	Φ21	2.0	32.5	36.5

● Carrier Tape

Dimensions of Carrier Tape:



● Test Condition of Peeling Strength

