



GBU8005I THRU GBU810I

8.0AMP Glass Passivated Bridge Rectifier

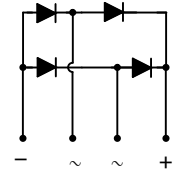

1. Features

- Glass passivated die construction
- Low forward voltage drop
- High current capability
- High surge current capability

2. Mechanical Data

- Case:Molded Plastic,GBU.
- Epoxy:UL 94V-0 rate flame retardant.
- Terminals:Plated Leads Solderable per MIL-STD-750,Method-2026.
- Marking:marked on body.

GBU



3. Maximum Ratings and Electrical Characteristics

Electrical Characteristics Rating at 25°C ambient temperature unless otherwise specified.

PARAMETER		SYMBOL	GBU8005I	GBU801I	GBU802I	GBU804I	GBU806I	GBU808I	GBU810I	UNIT
		Code	GBU8005	GBU801	GBU802	GBU804	GBU806	GBU808	GBU810	
Maximum Recurrent Peak Reverse Voltage		V _{RRM}	50	100	200	400	600	800	1000	V
Maximum RMS Voltage		V _{RMS}	35	70	140	280	420	560	700	V
Maximum DC Blocking Voltage		V _{DC}	50	100	200	400	600	800	1000	V
Average Rectified Output Current	(with heatsink) @T _C =120 °C (without heatsink)@T _A =25 °C	I _{F(AV)}	8 3.2							A
Peak Forward Surge Current 8.3ms @T _J =25 °C		I _{FSM}	175							A
Single half sine-wave superimposed @T _J =125 °C on rated load (JEDEC Method)			140							
I ² t Rating for Fusing (t < 8.3ms)		I ² t	127							A ² S
Maximum Instantaneous Forward Voltage @I _F =4A		V _{FM}	1.0							V
Maximum DC reverse current @T _J =25 °C		I _R	5.0							uA
at rated DC blocking voltage @T _J =125 °C			200							
Dielectric Strength		V _{ids}	2500							V
The proposed installation torque Max torque		Tor	Typ. 5.0 Max 8.0							Kgf.cm
Typical Junction Capacitance (Note 1)		C _j	45							pF
Typical Thermal Resistance		R _{θJA}	25							°C/W
		R _{θJL}	3.5							
		R _{θJC}	2.0							
Operating Temperature Range		T _j	-55 to+150							°C
Storage Temperature Range		T _{STG}	-55 to+150							°C

Note:

1. Measured at 1.0 MHz and Applied reverse Voltage of 4.0V D.C



4. Rating And Characteristic Curves

Fig. 1 Forward Current Derating Curve

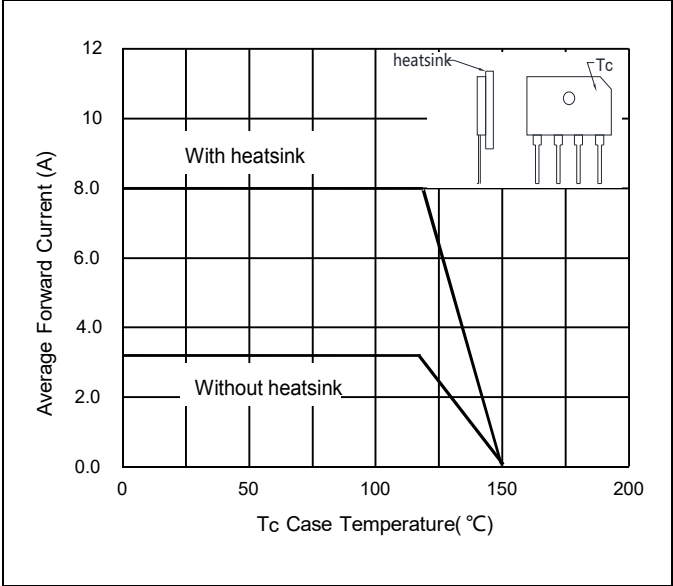


Fig. 2 Typical Forward Characteristics

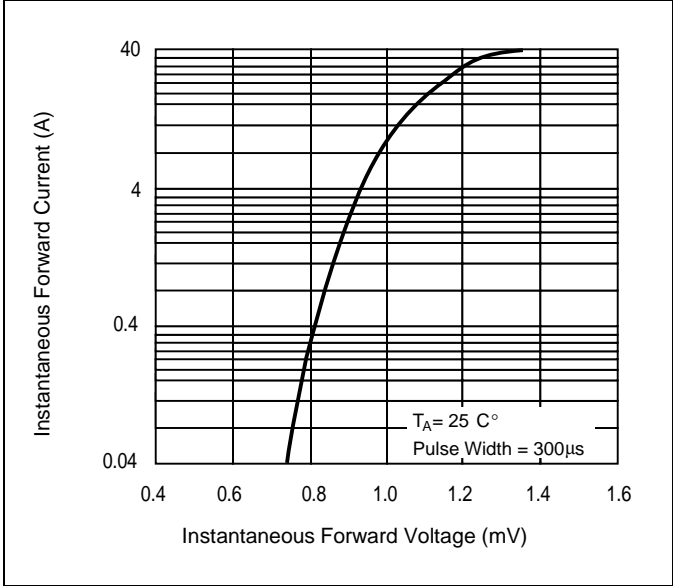


Fig. 3 Forward Surge Current Capability

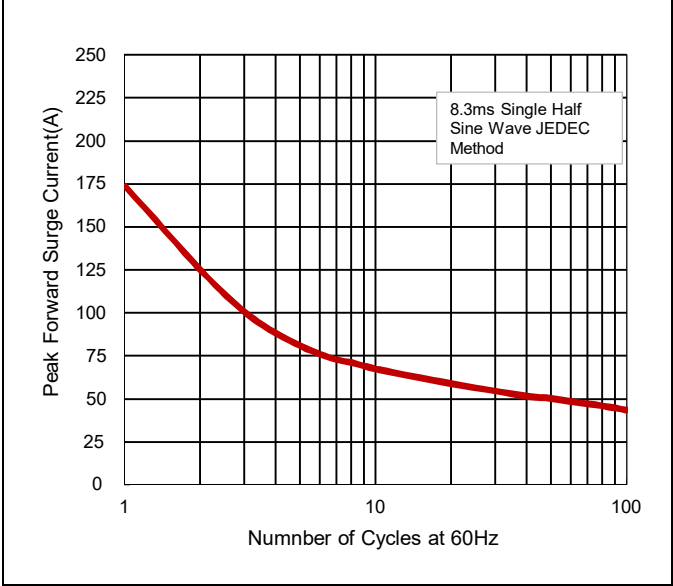
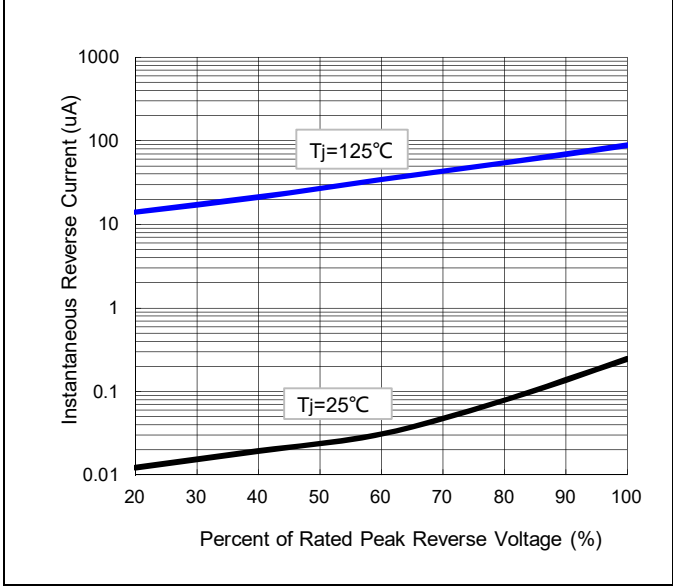


Fig.4 Typical Reverse Characteristics

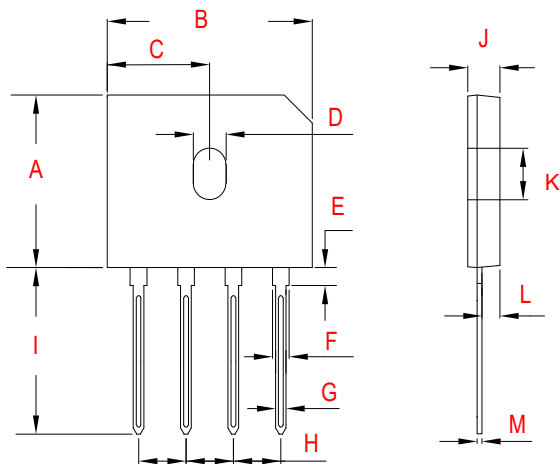




GBU8005I THRU GBU810I

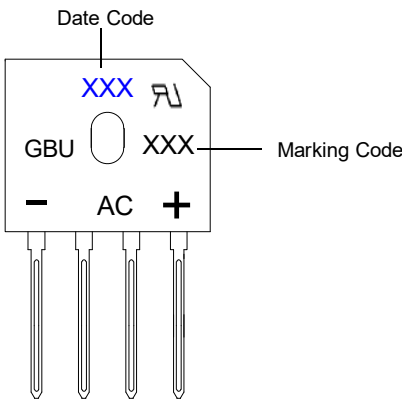
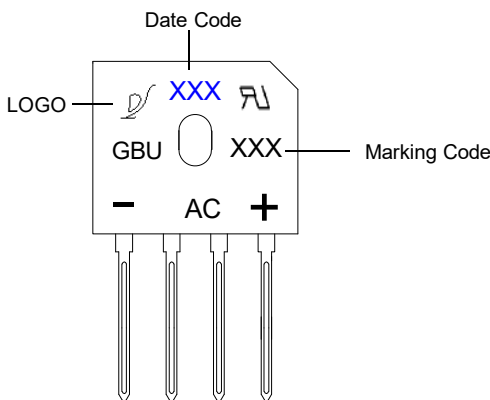
8.0AMP Glass Passivated Bridge Rectifier

5. Dimensions



Dimensions	Inches		Millimeters	
	Min	Max	Min	Max
A	0.720	0.752	18.3	19.1
B	0.858	0.874	21.8	22.2
C	0.429	0.437	10.9	11.1
D	0.146	0.154	3.7	3.9
E	0.083	0.094	2.1	2.4
F	0.087	0.091	2.2	2.3
G	0.035	0.051	0.9	1.3
H	0.189	0.209	4.8	5.3
I	0.680	0.720	17.3	18.3
J	0.133	0.139	3.37	3.53
K	0.217	0.232	5.5	5.9
L	0.071	0.087	1.8	2.2
M	0.018	0.087	0.46	0.56

6. Part Marking System



7. Package Information

Package	Minimum Package (pcs)	Inner Box Quantity(pcs)	Outer Carton Quantity(pcs)	Delivery Mode
GBU	20	1000	2000	Tube



Important Notice and Disclaimer

- Reproducing and modifying information of the document is prohibited without from XINNUO.
- XINNUO reserves the right to make changes to this document and its products and specifications.
- XINNUO disclaims any and all liability arising out of the application or use of any product including damages incidentally and consequentially occurred.
- XINNUO does not assume any and all implied warranties, including warranties of fitness for particular purpose, non-infringement and merchantability.
- Applications shown on the here in document are examples of standard use and operation. Customers are responsible in comprehending the suitable use in particular applications. XINNUO makes no representation or warranty that such applications will be suitable for the specified use without further testing or modification.
- The products shown her are not designed and authorized for equipments requiring high level of reliability or relating to human life and for any applications concerning life-saving or life-sustaining, such as medical instruments, transportation equipment, aerospace machinery et cetera. Customers using or selling these products for use in such applications do so at their own risk and agree to fully indemnify XINNUO for any damages resulting from such improper use or sale.
- Since XINNUO uses lot number as the tracking base, please provide the lot number for tracking when complaining.