

1

2

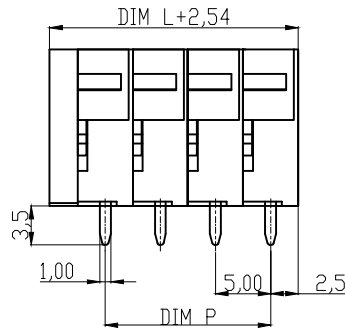
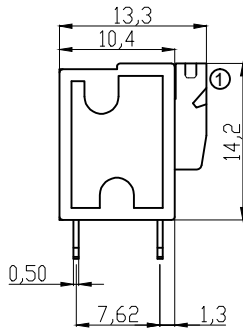
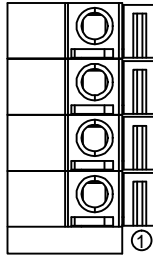
3

4

5

6

7

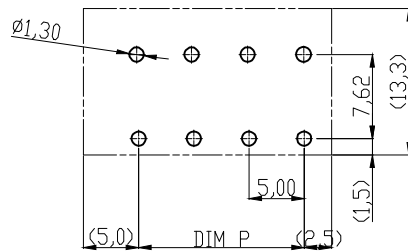


Material

Terminal body(Contact pin): Brass
 Wire guard:Stainless steel
 Surface of Solder tail: Tin plated
 Terminal (housing): Thermoplastic (UL94V-0) ,
 GREEN(RAL6018/T)

Electrical cULus/VDE

Voltage rating: 300VAC/250VAC
 Current rating: 10A/10A
 Wire range: 0.75-1.5mm²
 Solid wire(AWG): 14-24
 Stranded wire(AWG): 14-24
 Pull force:
 Screw:
 Wire strip length: 9-10mm
 Withstanding Voltage: 1.6KV/2KV
 Operating temperature: -40°C to +115°C
 Soldering temperature: 250°C±10°C/5 Sec
 Safety Approval:



RECOMMENDER PCB LAYOUT

DIMENSION

L	Nx5.0
P	(N-1)x5.0

N=Number of poles

Poles	Tolerance	
	DIM L	DIM P
2p-6p	±0.20	±0.20
7p-12p	±0.25	±0.25
13p-24p	±0.40	±0.40

RoHS compliant

Unit: mm



File No.: E349947

Scale	Free					Date	Name	Customer-No.
TOLERANCE						Drawn	19.04.2010	Alex
X.	±0.50					Approved	18.04.2016	Joanna
X.X	±0.30							ASSMANN WSW-No. A-TB500-HAxxV
X.XX	±0.10	②	Add UL	18.04.2016	Joanna			Drawing-No.
DIM	TOL	①	Update	17.04.2013	Amy			ASS 4119 CO
X.°	±1°	③	Drawn	19.04.2010	Alex			rev02
Angle	TOL	Id.	Modification	Date	Name	Replace	Sheet	

1

2

3

4

5

6

7