

# SMT Gate Drive Transformer

1500Vdc Basic and Operational Insulation



- ⊗ 1500 V<sub>DC</sub> isolation between Gate and Drive
- ⊗ Basic Insulation (1.4mm creepage/clear-ance) and operational available
- ⊗ Part designed for rugged environments
- ⊗ Construction techniques assure excellent resistance to vibration and shock
- ⊗ Operating frequency: 50kHz and up
- ⊗ Moisture Sensitivity Level : 3

## Electrical Specifications @ 25 °C – Operating Temperature – 55 °C to +130 °C

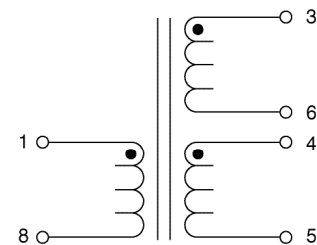
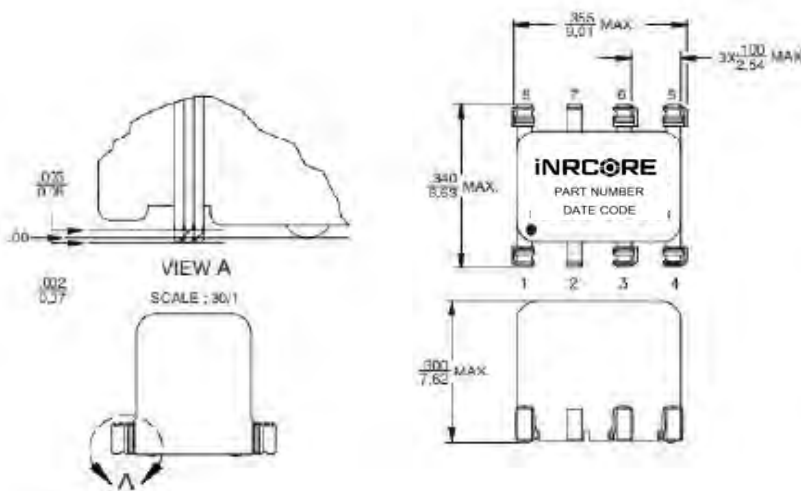
Part Number	Turns Ratio	Pri-Sec Isolation (V <sub>DC</sub> )	MAX <sup>1</sup> V*μsec	Primary Inductance (mH MIN)	Leakage <sup>2</sup> Inductance (μH MAX)	DCR Primary (Ω MAX)	DCR Secondary (Ω MAX)	Package Size (L x W x H) mm MAX)
X-1569	1:1:1	1500	45.1	3.3	0.700	1.6	1.6	9.0 x 8.6 x 7.6

- NOTES: 1. The maximum volt-sec rating limits the flux density to 2200 Gauss when used in a unipolar drive application. For bi-polar drive applications a maximum volt-sec of two time this rating is acceptable. (2\*(volt\*μsec ratio))
2. Leakage Inductance is measured at the primary terminals with all secondaries shorted.
3. Add suffix "T" to part number for Tape & Reel package.
4. To order a RoHS compliant part, add the suffix "NL" to the part number, i.e. X-1569 becomes **X-1569NL**.

## Mechanical

## Electrical Schematic

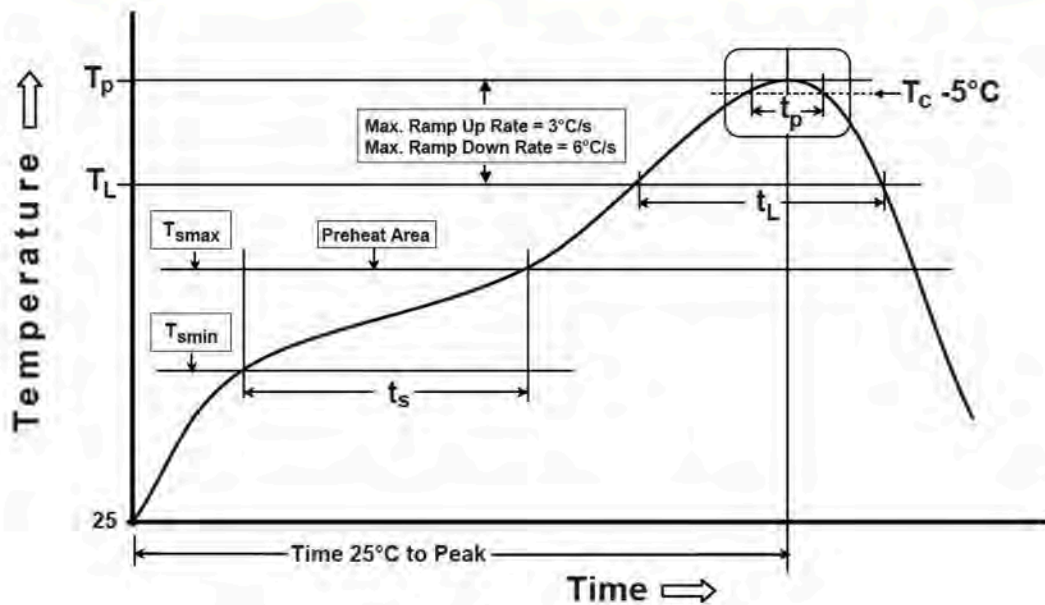
X-1569



Part hardened for aerospace use.



## Tin/Lead Recommended Reflow Profile (Based on J-STD-020D)



$T_{SMIN}$ (°C)	$T_{SMAX}$ (°C)	$T_L$ (°C)	$T_P$ (°C MAX)	$t_s$ (s)	$t_L$ (s)	$t_p$ (s MAX)	Ramp-up rate ( $T_L$ to $T_P$ )	Ramp-down rate ( $T_P$ to $T_L$ )	Time 25°C to peak temperature (s MAX)
100	150	183	235	60-120	60-150	20	3°C/s MAX	6°C/s MAX	360

Notes:

1. All temperatures measured on the package leads.
2. Maximum times of reflow cycle: 2.

## For More Information

iNRCORE, LLC  
311 Sinclair Road Bristol,  
PA 19007-6812 U.S.A  
Tel: + 1.215.781.6400  
Fax: +1.215.7816430

**Global Sales Representatives and Locations:**  
<http://www.inrcore.com>

Performance warranty of products offered on this data sheet is limited to the parameters specified. Data is subject to change without notice. Other brand and product names mentioned herein may be trademarks or registered trademarks of their respective owners. © Copyright, 2020. iNRCORE, LLC. All rights reserved.



# Mouser Electronics

Authorized Distributor

Click to View Pricing, Inventory, Delivery & Lifecycle Information:

[iNRCORE:](#)

[X-1569](#) [X-1569T](#)