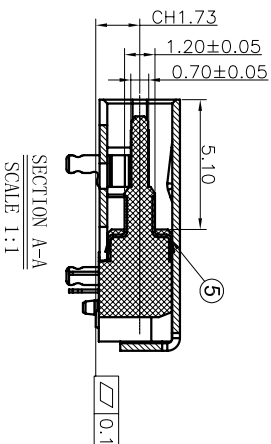
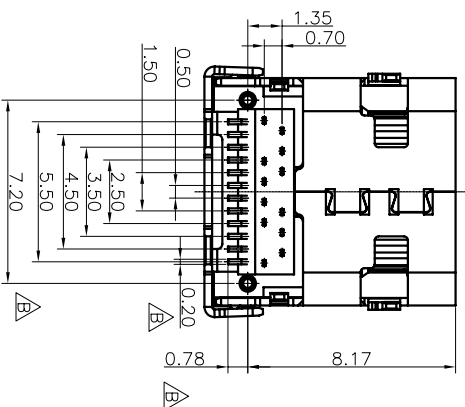
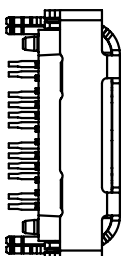
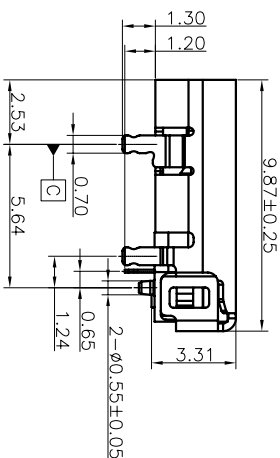
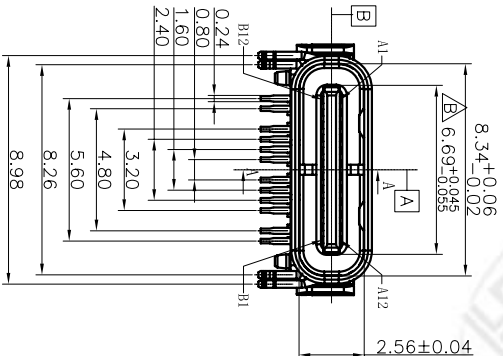
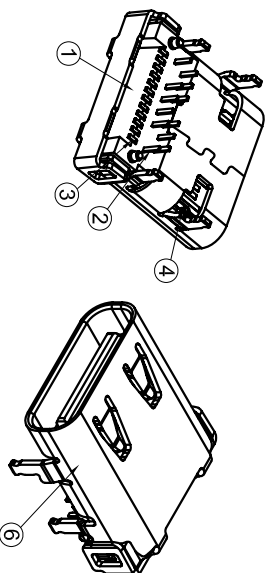
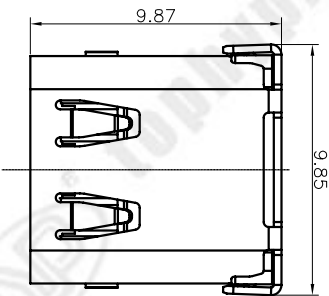


REV	ECN No.	DATE	REMARK
A	NEW	2017.10.05	NEW RELEASE
B	---	2023.09.04	加标尺寸



- NOTE:
- Electrical Characteristics:
    - Current Rating: 5A For Pin(A4,A9,B4,B9) 1.25A For Pin(B5) 0.25A For Others Pin
    - VOLTAGE RATING: 5.0/20V
    - Insulation Resistance: 100MΩ Min.
    - Contact Resistance: VBUS & GND PINS AND OTHER PINS: 40mΩ/PIN MAX. SHIELD: 50mΩ/MAX. SOLDER: ICLR MAX. CHANGE OF ALL PINS: 10mΩ.
  - Mechanical Characteristics:
    - Dielectric Withstanding Voltage: 100V/AC 1Minute
    - Insertion Force: 3~20N
    - Extraction Force: 5~20N
    - After durability: 6~20N
    - Durability: 10000 Cycles
    - Operating Temperature: -25°C TO +85°C
  - PART NUMBER CODE: TC170-24 S L B XX XX (1)(2) (3) - 02
  - HOUSING COLOR: B:BLACK
  - CONTACTS PLATED:
    - Au 3u" PLATED ON THE FUNCTIONAL AREA OF CONTACT. PLATING SPECIFICATIONS OF THE SOLDER AREA FOLLOW G/F
    - Au 15u" PLATED ON THE FUNCTIONAL AREA OF CONTACT. PLATING SPECIFICATIONS OF THE SOLDER AREA FOLLOW G/F
    - Au 30u" PLATED ON THE FUNCTIONAL AREA OF CONTACT. PLATING SPECIFICATIONS OF THE SOLDER AREA FOLLOW G/F
  - PACKING OPTIONS: R:TAPE & REEL V:R: TAPE & REEL+真空包装 (专用客户指定包装)

TYPE:

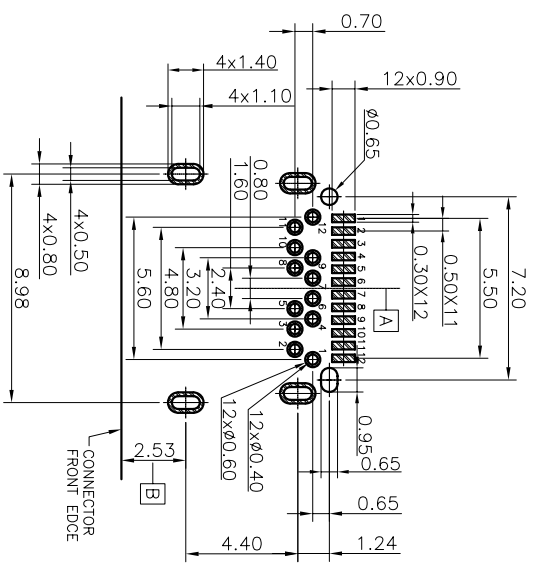
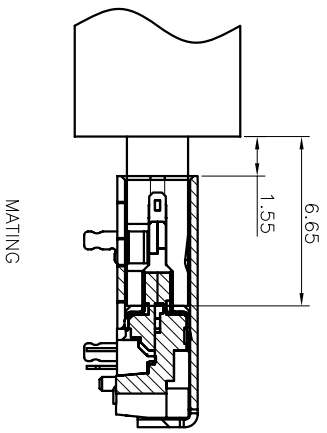
6	SHELL	SUS304 1/2H T=0.30mm	NICKEL 30u" MIN PLATING	TPGS
5	EMI	SUS304 1/2H T=0.10mm	CLEAR ONLY	ZPCS
4	SHIELDING PLATE	SUS301 3/4H T=0.15mm	CLEAR ONLY	TPCS
3	SLIT CONTACT	C18400-H T=0.12mm	IN 50% MIN. UNDER EXPOSED AREA ALL PLATING OF THE SOLDER AREA FOLLOW G/F	1SET
2	DIP CONTACT	C18400-H T=0.12mm	AU 30u" PLATED ON THE FUNCTIONAL AREA OF CONTACT. PLATING OF THE SOLDER AREA	1SET
1	HOUSING	LCP UL94V-0	BLACK	TPCS

PART NO.:  
DRAWN BY:  
KINDING  
HON YUAN  
HON YUAN PRECISION IND. CO.,LTD.  
SHENZHEN, CHINA, R.O.C.

GENERAL TOLERANCES:  
CHECKED BY:  
S.L.U.  
TITLE:  
USB TC TYPE 24PIN DIP+SMT CONN

APPROVED BY:  
W.P.LU  
UNIT: mm  
SCALE: 1:1  
SHEET NO.: 1 OF 2  
DWG. NO.: TC170-24SL B12R-02  
Frame size: A4

REV	ECN No.	DATE	REMARK
A	NEW	2017.10.05	NEW RELEASE
B	---	2023.09.04	加标尺寸



RECOMMEND P.C.B. LAYOUT(T=1.00mm)  
TOLERANCE UNSPECIFIED ±0.05mm

PIN DEFINITION:

PIN No.	A1	A2	A3	A4	A5	A6	A7	A8	A9	A10	A11	A12
SIGNAL NAME	GND	TX1+	TX1-	VBUS	CC1	D+	D-	SBU1	VBUS	RX2-	RX2+	GND

PIN No.	B12	B11	B10	B9	B8	B7	B6	B5	B4	B3	B2	B1
SIGNAL NAME	GND	RX1+	RX1-	VBUS	SBU2	D-	D+	CC2	VBUS	TX2-	TX2+	GND

PART NO.:

DRAWN BY:

SEE THE PART NUMBER CODE  
K.DING

GENERAL TOLERANCES  
CHECKED BY:  
S.L.I

**HON YUAN**  
HON YUAN PRECISION IND. CO.,LTD.  
SHENZHEN, CHINA, R.O.C.

APPROVED BY:  
W.P.LIU

**USB TC TYPE 24PIN DIP+SMT CONN**

± 0.10  
± 0.25  
± 0.30  
± ---°

UNIT mm  
SCALE 1:1  
SHEET NO. 2 OF 2  
DWG. NO. TC170-24SL B2R-02