

1. Features

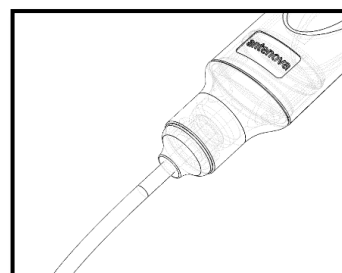
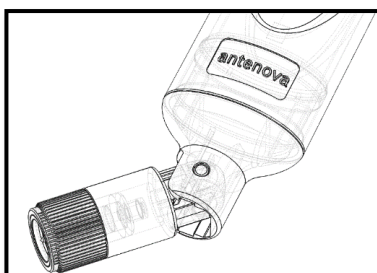
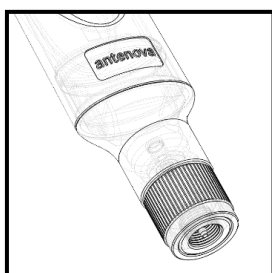
- Terminal antenna for 433MHz ISM applications
- High performance dipole design
- Available in three terminal options: swivel, fly lead and fixed 90° (IP67)

2. Description

Pacifica is constructed with an ergonomic blade design to blend well with the exterior of the device. Three versions are available including an IP67 design for outdoor applications. To aid integration, the antenna is designed to work to various GND plane sizes or in free space.

3. Applications

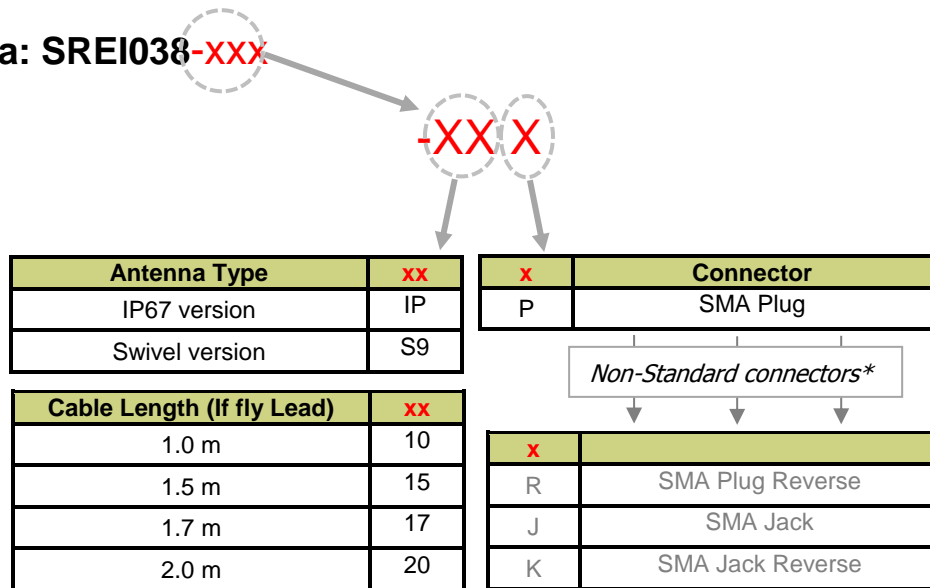
- Remote monitoring
- Industrial devices
- Remote tech
- Smart meters
- Medical devices
- Home automation



4. Part Number

Note. -xxx refers to options for antenna version, connector type and cable length:

Pacifica: SREI038-~~xxx~~



**Please contact Antenova for details on non-standard connector types*




5. General Data

Product name	Pacifica
Part Number	SREI038-xxx
Frequency	432-434MHz
Polarization	Linear
Operating temperature	-20°C to +70°C
Impedance with matching	50 Ω
Weight	< 21g (Cable not included)
Dimensions (Antenna)	See dimensions on page 18>
Cable length (Fly lead only)	1.0m /2.0m *
Connection	SMA Plug (Standard)
Radome Material	PC

**Please contact Antenova for details of other cable lengths*

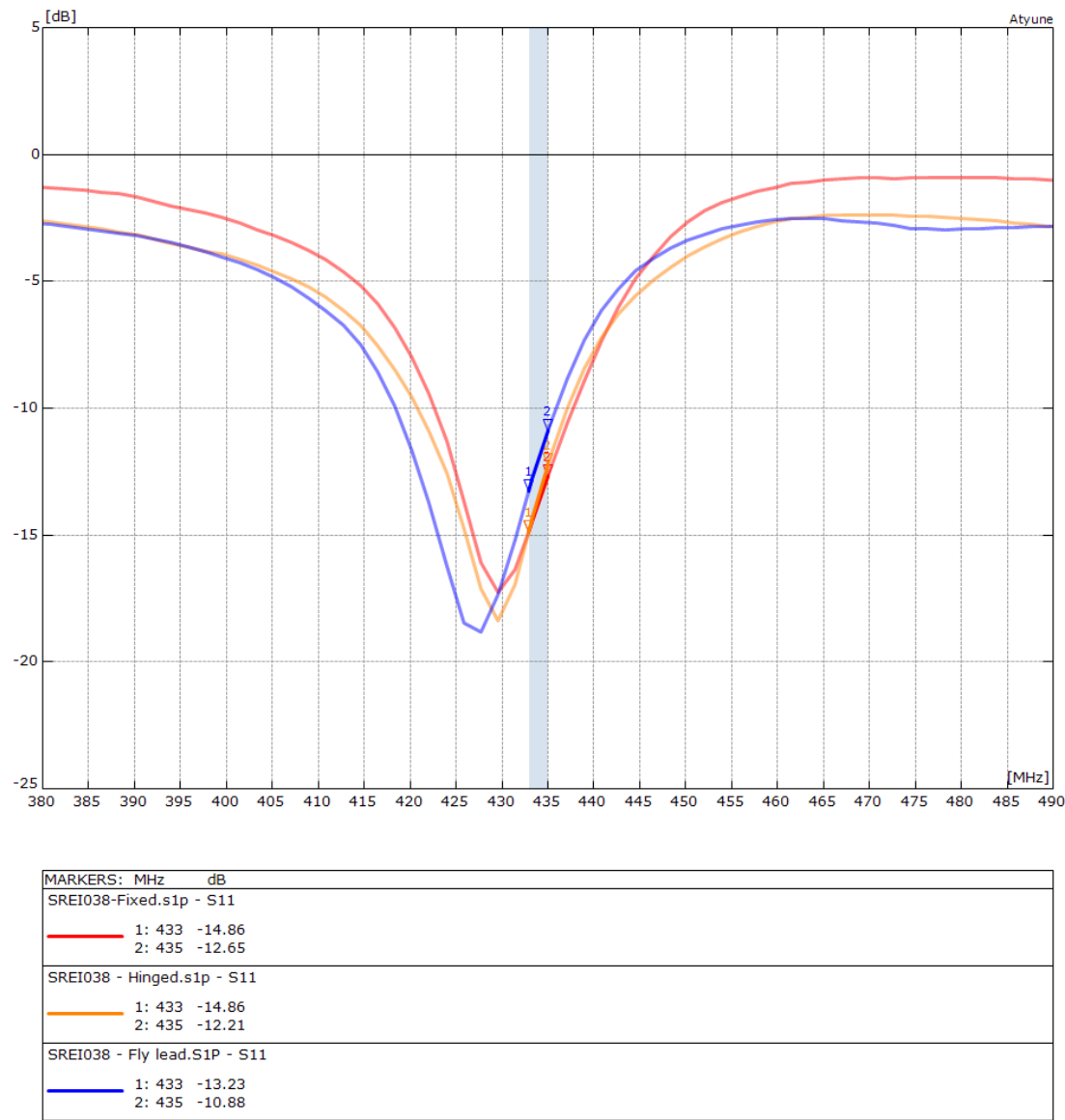
6. RF Characteristics

The RF characteristics are shown for each type.

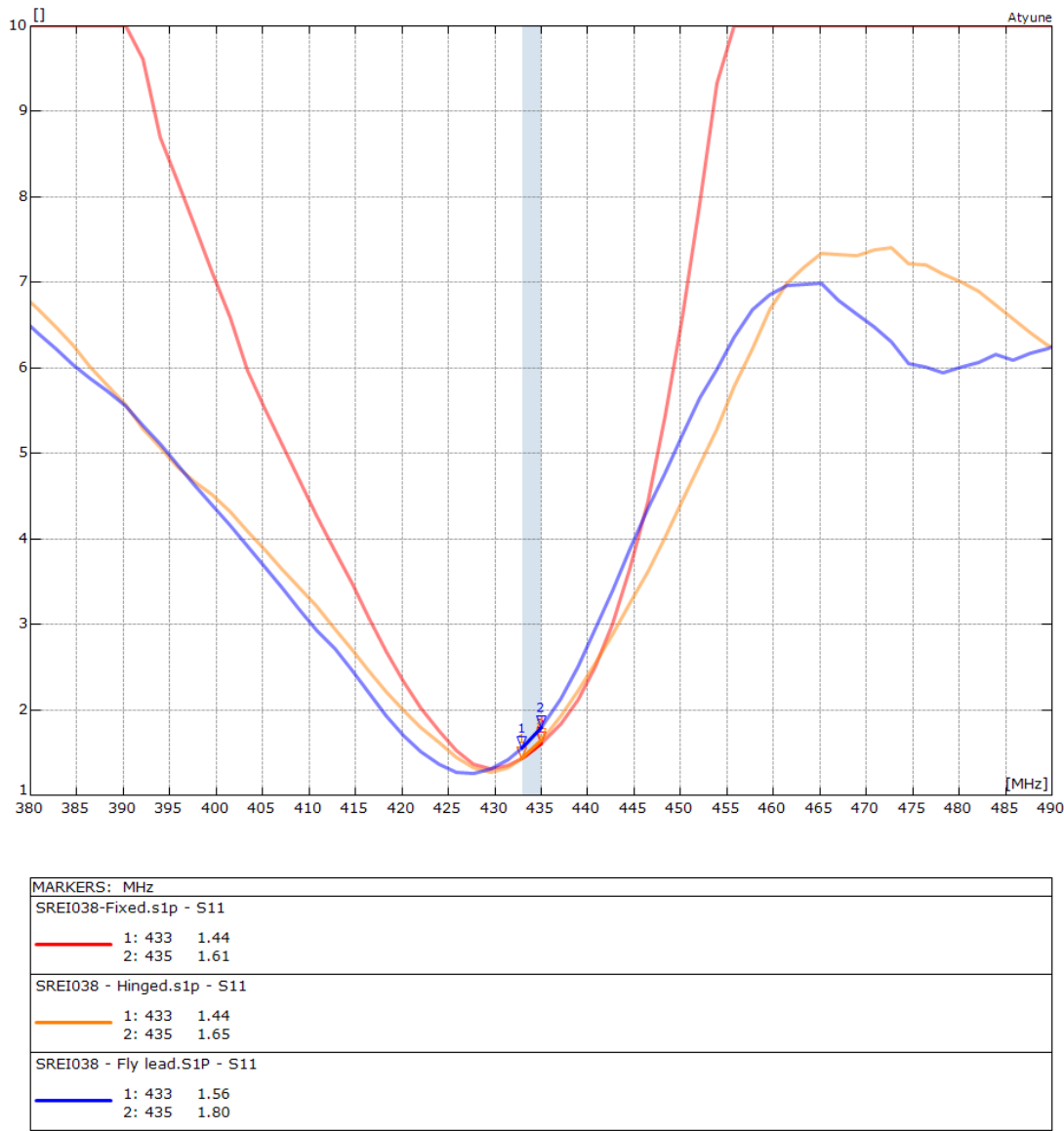
	432 – 435 MHz		
	Fixed (IP67)	Hinged	Fly Lead (1.0m)
			
Peak gain	-0.90dBi	-1.10dBi	-1.19dBi
Average gain	-2.60dBi	-2.90dBi	-3.00dBi
Average efficiency	>50%	>50%	>50%
Maximum return loss	<-12.0dB	<-12.0dB	<-10.70dB
Maximum VSWR	1.60:1	1.65 :1	1.80:1

7. RF Performance

7.1 Return Loss



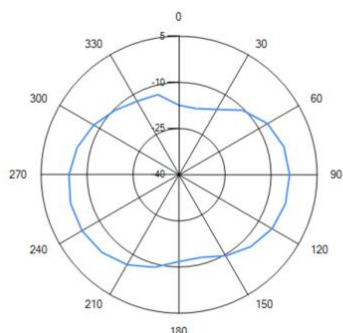
7.2 VSWR



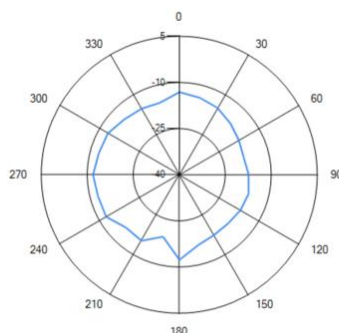
7.3 Antenna Pattern Free Space

7.3.1 432 MHz – 434 MHz *Fixed (IP67)*

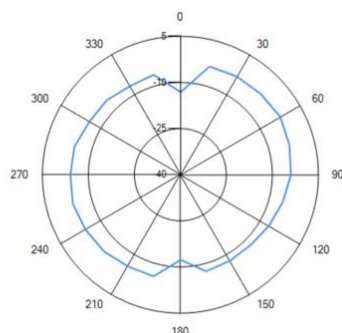
XY



XZ



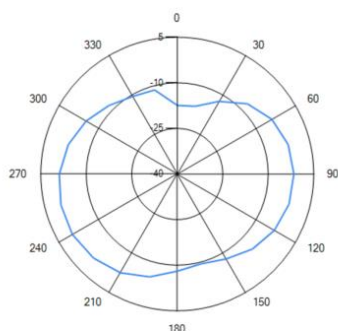
YZ



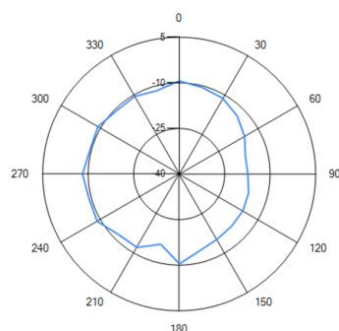
— 433MHz



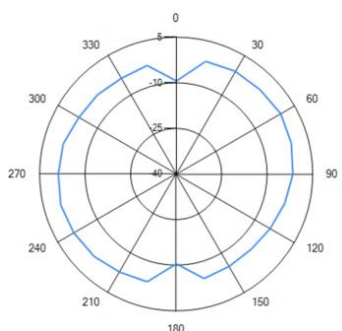
XY



XZ




YZ

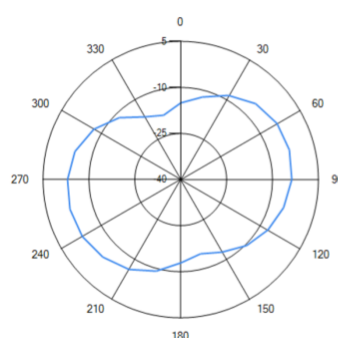


— 433MHz

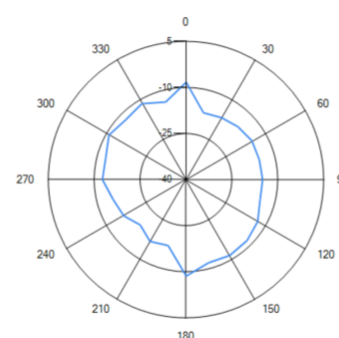
Hinged



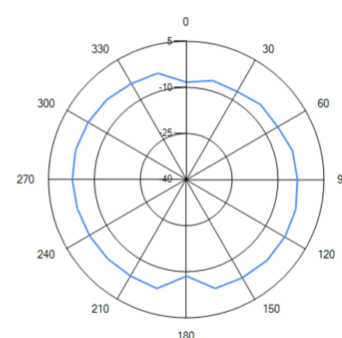
XY



XZ




YZ



— 433MHz

Fly Lead (1.0m)



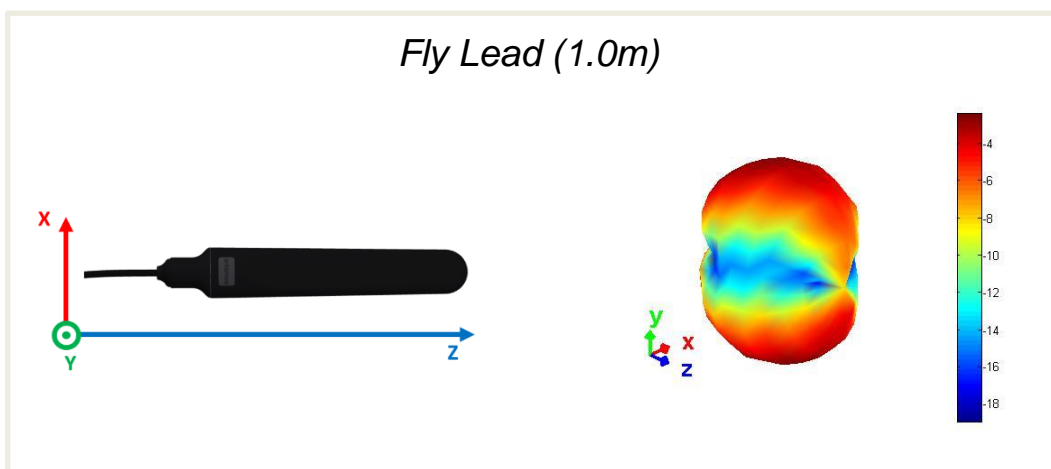
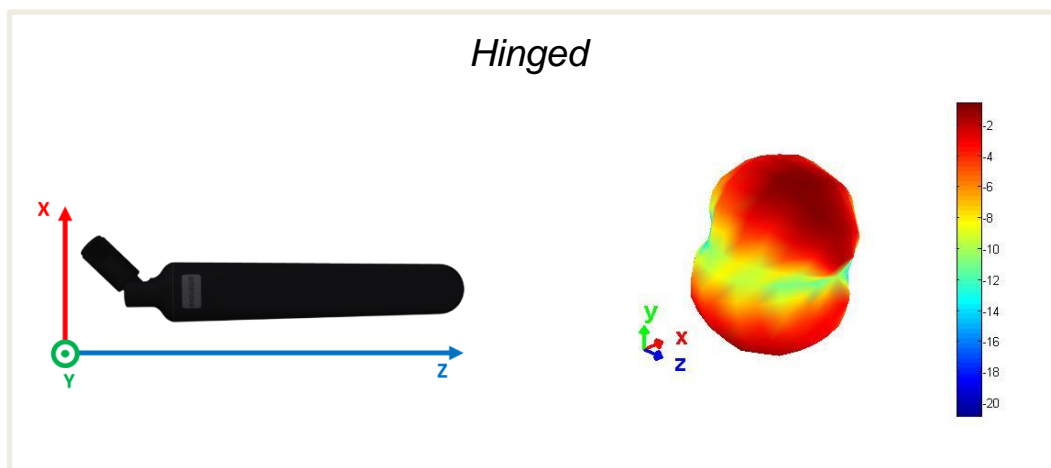
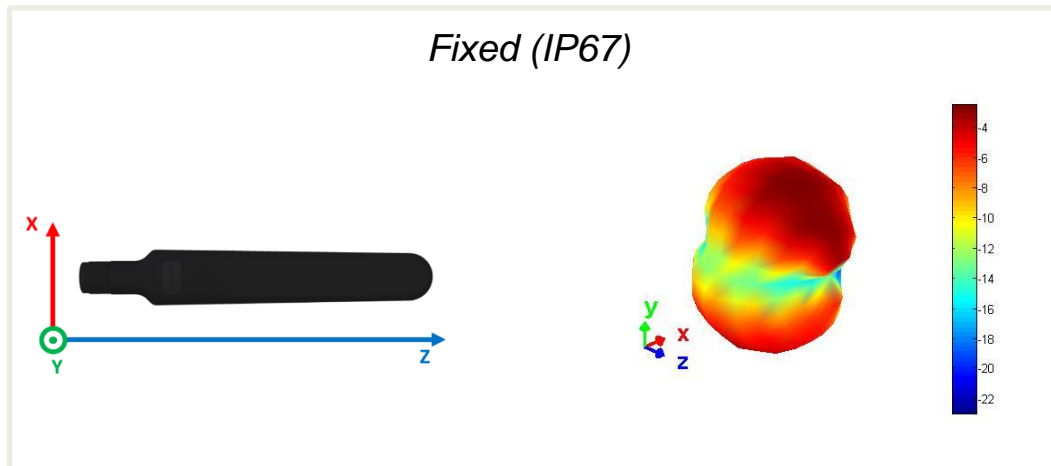
Antennas for Wireless Applications

7.4 Antenna Pattern Free Space (3D)

7.4.1 432 MHz – 434 MHz

3D patterns at 433MHz

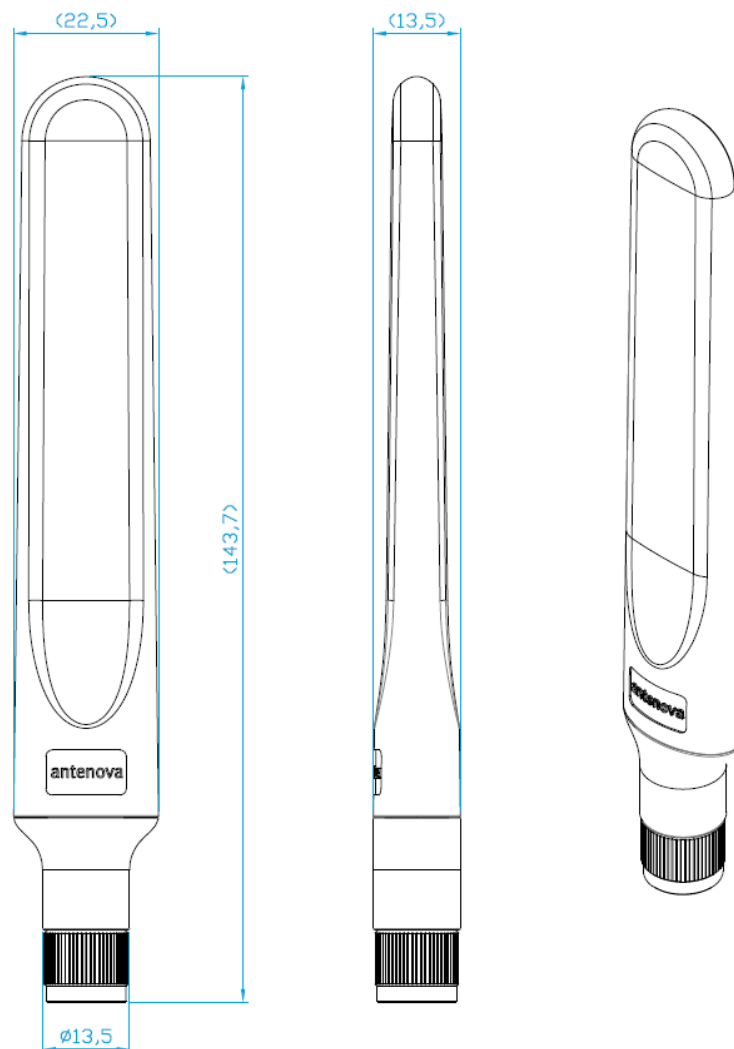
*Drag to rotate pattern and PCB by using Adobe Reader
(Click to Activate)*



Antennas for Wireless Applications

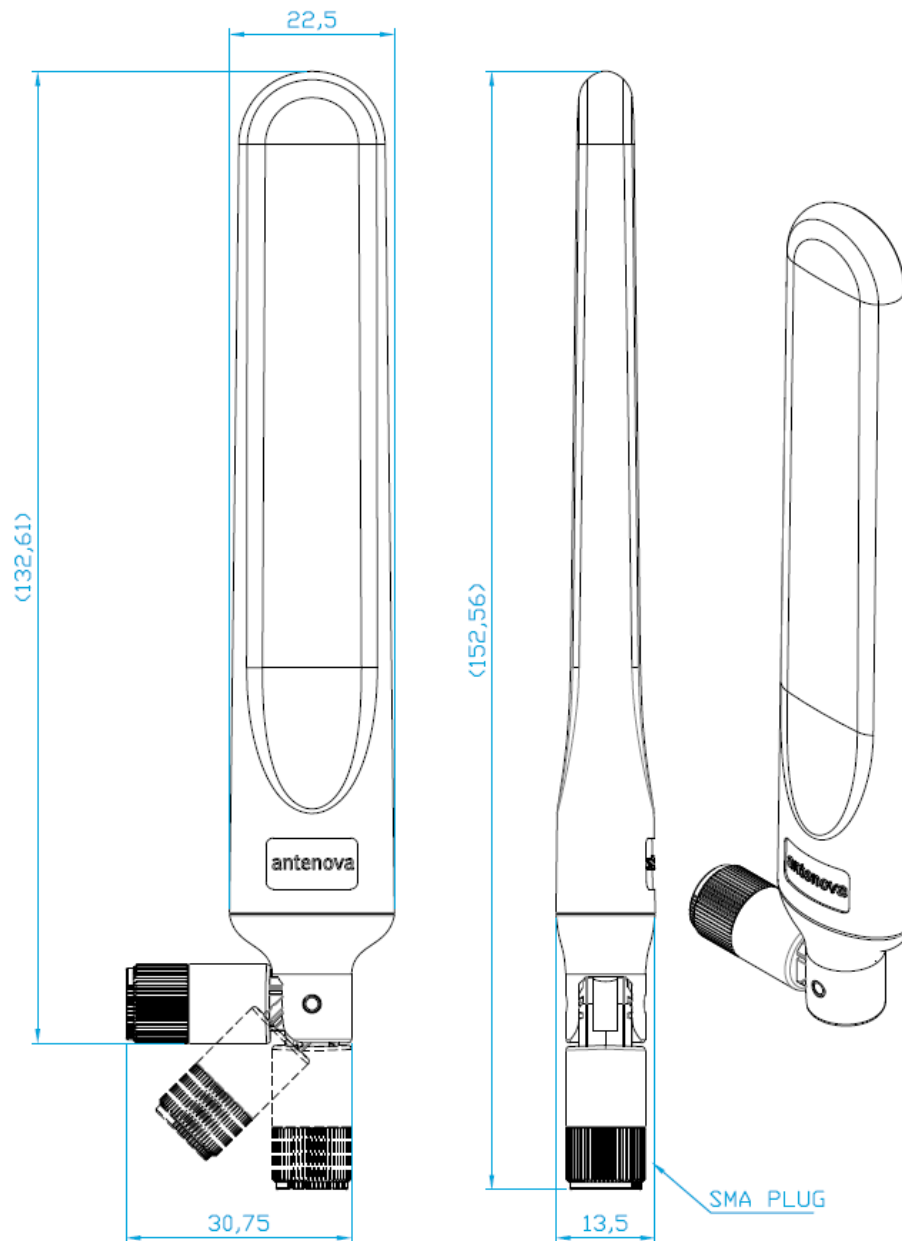
8. Antenna Dimensions

8.1 Dimensions Fixed (SREI038-IPP)



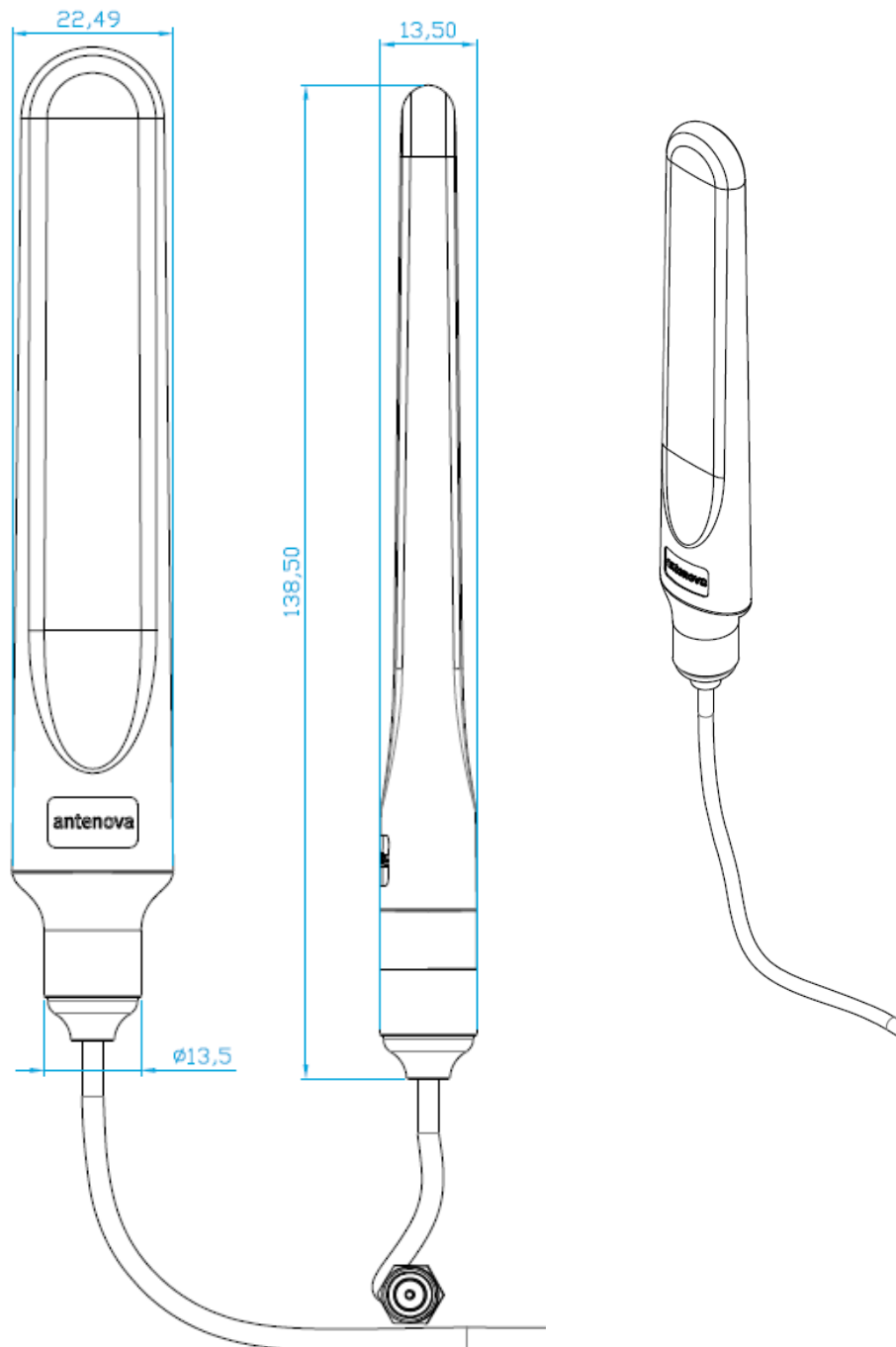
All dimensions in mm

8.2 Dimensions Hinged (SREI038-S9P)



All dimensions in mm

8.3 Dimensions Fly lead (SREI038-10P)



All dimensions in mm

9. Electrical Interface

9.1 Transmission Line

All transmission lines should be designed to have a characteristic impedance of 50Ω.

- The length of the transmission lines should be kept to a minimum.
- Any other parts of the RF system like transceivers, power amplifiers, etc, should also be designed to have an impedance of 50 Ω.

Once the material for the PCB has been chosen (PCB thickness and dielectric constant), a coplanar transmission line can easily be designed using any of the commercial software packages for transmission line design. For the chosen PCB thickness, copper thickness and substrate dielectric constant, the program will calculate the appropriate transmission line width and gaps on either side of the feed.

A DC blocking capacitor should be placed in line to protect the RF front end.

10. Hazardous Material Regulation Conformance

The antenna has been tested to conform to RoHS requirements. A certificate of conformance is available from Antenova's website.

11. Packaging

11.1 Fixed (SREI038-IPP)

25 PCS

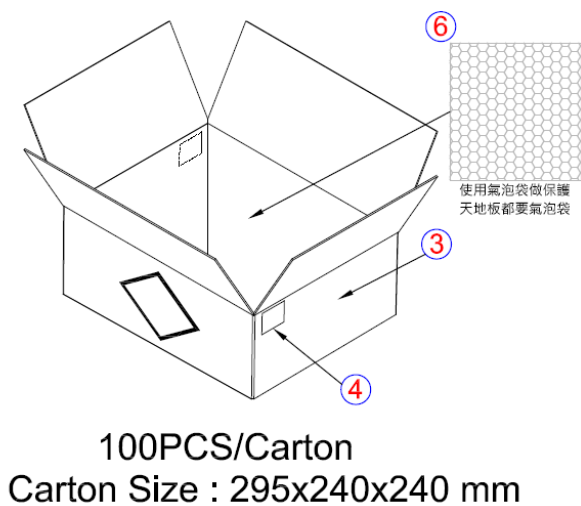
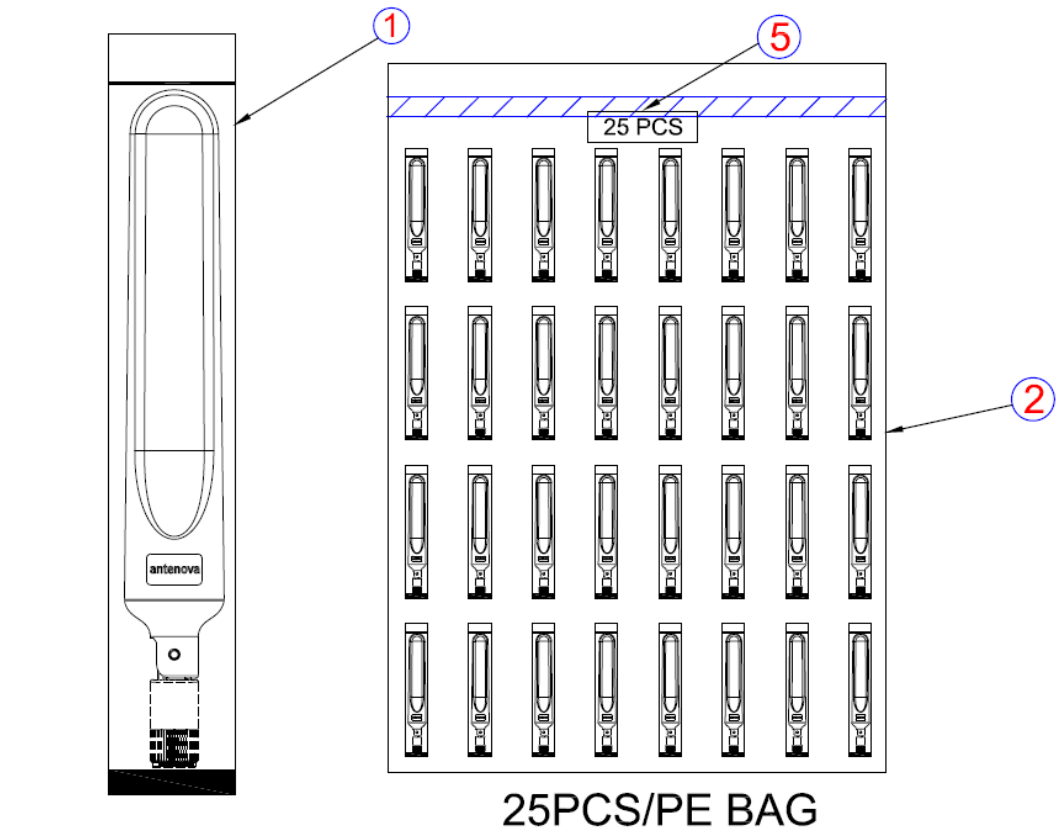
25PCS/PE BAG

100PCS/Carton
Carton Size : 295x240x240 mm

使用氣泡袋做保護
天地板都要氣泡袋

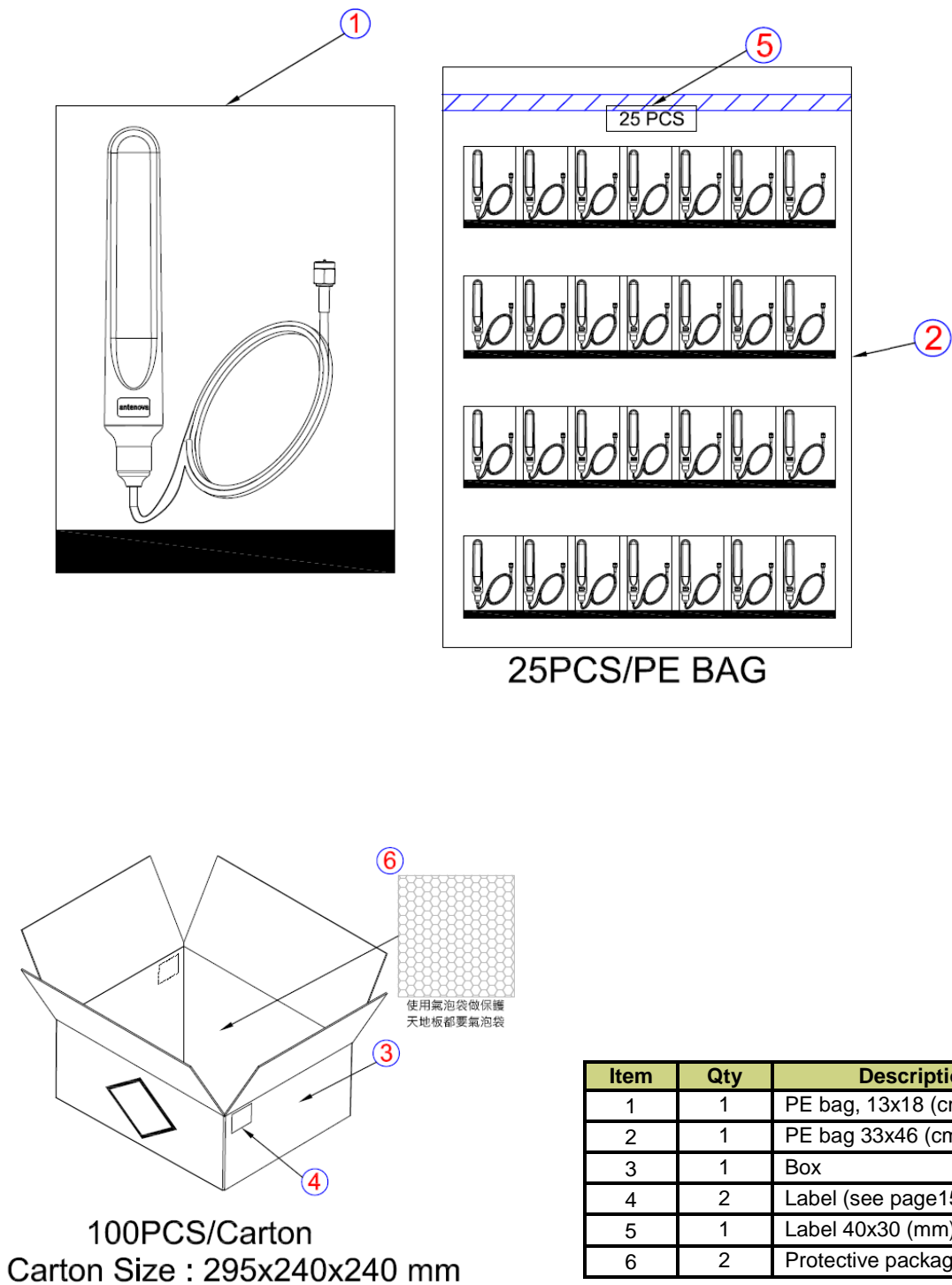
Item	Qty	Description
1	1	PE bag, 230x40x0.07 (mm)
2	1	PE bag 33x46 (cm)
3	1	Box
4	2	Label (see page15)
5	1	Label 40x30 (mm) for bag
6	2	Protective packaging

11.2 Hinged (SREI038-S9P)



Item	Qty	Description
1	1	PE bag, 230x40x0.07 (mm)
2	1	PE bag 33x46 (cm)
3	1	Box
4	2	Label (see page15)
5	1	Label 40x30 (mm) for bag
6	2	Protective packaging

11.3 Fly lead (SREI038-10P)



12. Optimal Storage Conditions

Temperature	-10°C to 40°C
Humidity	Less than 75% RH
Shelf life	18 Months
Storage place	Away from corrosive gas and direct sunlight
Packaging	Antennas should be stored in unopened sealed manufacturer's plastic packaging.

13. Label Information



Quality statements

Antenova's products conform to REACH and RoHS legislation. For our statements regarding these and other quality standards, please see **www.antenova.com**.



Antenna design, integration and test resources

Product designers – the details contained in this datasheet will help you to complete your embedded antenna design. Please follow our technical advice carefully to obtain optimum antenna performance.

It is our goal that every customer will create a high performing wireless product using Antenova's antennas. You will find a wealth of design resources, calculators and case studies to aid your design at our website.

Antenova's design laboratories are equipped with the latest antenna design tools and test chambers. We provide antenna design, test and technical integration services to help you complete your design and obtain certifications.

If you cannot find the antenna you require in our product range, please contact us to discuss creating a bespoke antenna to meet your requirement exactly.

Contacts

Join our online antenna design community: **ask.antenova.com**

Order antenna samples and evaluation boards at: **www.antenova.com**

Request a quotation for antennas by volume: **sales@antenova.com**

Global Headquarters:

**Antenova Ltd, 2nd Floor Titan Court, 3 Bishop Square,
Hatfield, AL10 9NA +44 (0) 1223 810600**

Copyright® Antenova Ltd. All Rights Reserved. Antenova®, gigaNOVA®, RADIONOVA®, the Antenova product family names and the Antenova logos are trademarks and/or registered trademarks of Antenova Ltd. Any other names and/or trademarks belong to their respective companies. The materials provided herein are believed to be reliable and correct at the time of printing. Antenova does not warrant the accuracy or completeness of the information, text, graphics or other items contained within this information. Antenova further assumes no responsibility for the use of this information, and all such information shall be entirely at the user's risk.

Antennas for Wireless Applications